

ACEPHATE 90 PRILL SELECT™

INSECTICIDE

Pest Control Operator & Tree, Turf and Ornamental Insecticide

ACTIVE INGREDIENT:	WT. BY %
Acephate (O,S-Dimethyl acetylphosphoramidothioate)	90.0%
OTHER INGREDIENTS:	<u>10.0%</u>
TOTAL	100.0%

KEEP OUT OF REACH OF CHILDREN CAUTION


Si usted no entiende la etiqueta, busque a alguien para que se la explique a usted en detalle.
(If you do not understand this label, find someone to explain it to you in detail.)

FIRST AID	
Acephate is an organophosphate, cholinesterase inhibitor.	
IF SWALLOWED:	<ul style="list-style-type: none"> • Call a poison control center or doctor immediately for treatment advice. • Have a person sip a glass of water if able to swallow. • Do not induce vomiting unless told to do so by a poison control center or doctor. • Do not give anything by mouth to an unconscious person.
IF IN EYES:	<ul style="list-style-type: none"> • Hold eye open and rinse slowly and gently with water for 15-21 minutes. • Remove contact lenses, if present, after the first 5 minutes, then continue rinsing eye. • Call a poison control center or doctor for treatment advice.
IF ON SKIN OR CLOTHING:	<ul style="list-style-type: none"> • Take off contaminated clothing. • Rinse skin immediately with plenty of water for 15-20 minutes. • Call a poison control center or doctor for treatment advice.
IF INHALED:	<ul style="list-style-type: none"> • Move a person to fresh air. • If person is not breathing, call 911 or an ambulance, then give artificial respiration, preferably by mouth-to-mouth if possible. • Call a poison control center or doctor for further treatment advice.
HOTLINE NUMBER	
Have the product container or label with you when calling a poison control center or doctor, or going for treatment. For emergency information concerning this product, call your poison control center at 1-800-222-1222 .	
NOTE TO PHYSICIAN	
This material contains a cholinesterase inhibitor. Measurement of blood cholinesterase activity may be useful in monitoring exposure but decisions regarding treatment will usually need to be made before test results are available. If signs of cholinesterase inhibition appear, atropine sulfate is antidotal. 2-PAM (PROTOPAM) is also antidotal and may be used in conjunction with atropine but should not be used alone.	

EPA Reg. No. 89442-40



Manufactured By:
Prime Source, LLC
P.O. Box 250
10025 US 264 Alternate
Middlesex, NC 27557



ACEPHATE 90 PRILL SELECT™

INSECTICIDE

**PRECAUTIONARY STATEMENTS
HAZARDS TO HUMANS AND DOMESTIC ANIMALS
CAUTION**

Harmful if absorbed through skin. Harmful if swallowed. Avoid contact with skin, eyes, or clothing

PERSONAL PROTECTIVE EQUIPMENT (PPE)

Mixers, loaders, applicators and other handlers (including during mixing/loading, repair and cleaning of equipment, and disposal of pesticide) must wear:

- Long-sleeved shirt and long pants
- Chemical-resistant gloves made of any waterproof material (such as polyethylene or polyvinyl chloride)
- Shoes plus socks

In addition, all mixers/loaders must wear a NIOSH - approved dust/mist filtering respirator with MSHA/NIOSH - approval number prefix TC - 21C or a NIOSH - approved respirator with any N, R, P, or HE filter.

See "ENGINEERING CONTROLS" for additional requirements.

Discard clothing and other absorbent materials that have been drenched or heavily contaminated with this product's concentrate. Do not reuse them. Follow manufacturer's instructions for cleaning/maintaining PPE. If no such instructions for washables exist, use detergent and hot water. Keep and wash PPE separately from other laundry.

ENGINEERING CONTROLS

Pilots must use an enclosed cockpit that meets the requirements of the Worker Protection Standard (WPS) for agricultural pesticides [40 CFR 170.240(d)(6)]. The use of human flaggers is prohibited.

USER SAFETY RECOMMENDATIONS

Users should:

- Wash hands before eating, drinking, chewing gum, using tobacco, or using the toilet.
- Remove clothing immediately if pesticide gets inside. Then wash thoroughly and put on clean clothing.
- Remove PPE immediately after handling this product. Wash the outside of gloves before removing. As soon as possible, wash thoroughly and change into clean clothing.

ENVIRONMENTAL HAZARDS


This pesticide is toxic to birds. Do not apply directly to water, or to areas where surface water is present or to intertidal areas below the mean high water mark. Do not contaminate water by cleaning of equipment or disposal of wastes. Cover or soil-incorporate spills.

This product is highly toxic to bees exposed to direct treatment or residues on blooming crops or weeds. Do not apply this product or allow it to drift to blooming crops or weeds if bees are foraging the treatment area.

DIRECTIONS FOR USE

It is a violation of Federal law to use this product in a manner inconsistent with its labeling. Do not apply this product in a way that will contact workers or other persons, either directly or through drift. Only protected handlers may be in the area during application. For any requirements specific to your State or Tribe, consult the State or Tribal agency responsible for pesticide regulation.

READ ENTIRE LABEL AND PAMPHLET. USE STRICTLY IN ACCORDANCE WITH PRECAUTIONARY STATEMENTS AND DIRECTIONS AND WITH APPLICABLE STATE AND FEDERAL REGULATIONS.



ACEPHATE 90 PRILL SELECT™

INSECTICIDE

AGRICULTURAL USE REQUIREMENTS

Use this product only in accordance with its labeling and with the Worker Protection Standard, 40 CFR part 170. This Standard contains requirements for the protection of agricultural workers on farms, forests, nurseries and greenhouses, and handlers of agricultural pesticides. It contains requirements for training, decontamination, notification and emergency assistance. It also contains specific instructions and exceptions pertaining to the statements on this label about personal protective equipment (PPE) and restricted-entry interval. The requirements in this box only apply to uses of this product that are covered by the Worker Protection Standard.

Do not enter or allow worker entry into treated areas during the restricted-entry interval (REI) of 24 hours.

PPE required for early entry to treated areas that is permitted under the Worker Protection Standard and that involves contact with anything that has been treated, such as plants, soil or water, is:

- Coveralls
- Chemical resistant gloves made of any waterproof material
- Shoes plus socks

NON-AGRICULTURAL USE REQUIREMENTS

The requirements in this box apply to uses of this product that are NOT within the scope of the Worker Protection Standard for agricultural pesticides (40 CFR part 170). The WPS applies when this product is used to produce agricultural plants on farms, forests, or greenhouses.

Do not enter or allow others to enter treated areas until sprays have dried.

USE RESTRICTIONS

- Not for indoor residential use.
- Do not use on turf except for golf course, sod farms, and as a mound or spot treatment for control of fire or harvester ants.
- Do not apply with low pressure hand-wand equipment except as an ant mound treatment and on ornamental trees or shrubs when grown for non-commercial or non-agricultural use.
- Chemigation: Do not apply this product through any kind of irrigation equipment.


USE PRECAUTIONS

- Tank mixing or use of this product with any other product which is not specifically and expressly authorized by the label shall be the exclusive risk of user, applicator, and/or application advisor
- It is the pesticide user's responsibility to ensure that all products are registered for the intended use. Read and follow the applicable restrictions and limitations and directions for use on all product labels involved in tank mixing. Users must follow the most restrictive directions for use and precautionary statements of each product in the tank mixture.



PRIME SOURCE

Manufactured By:
Prime Source, LLC
P.O. Box 250
10025 US 264 Alternate
Middlesex, NC 27557



ACEPHATE 90 PRILL SELECT™

INSECTICIDE

SPRAY DRIFT MANAGEMENT

Do not apply under conditions involving possible spray drift to food, forage, or other plantings that might be damaged, or the crops rendered unfit for sale, use, or consumption. Do not allow spray to drift from the application site and contact people, structures that people occupy at any time, or the associated property, parks, and recreation areas, non-target crops, aquatic and wetland areas, woodlands, pastures, rangelands, or animals.

For Ground Boom Applications: Apply with nozzle height no more than 4 feet above the ground or crop canopy, and when wind speed is 10 mph or less at the application site as measured by an anemometer. Use fine, medium, or coarser spray according to ASAE 572 definition for standard nozzles, or VMD for spinning atomizer nozzles.

For Airblast Applications: Direct spray above foliage and turn off outward-facing nozzles at row ends and outer rows. Apply only when wind speed is 3 - 10 mph as measured by an anemometer outside the treated area, on the upwind side.

For Aerial Applications: The boom width must not exceed 75% of the wingspan for fixed wing aircraft, or 90% of rotor width for rotary aircraft. Use upwind swath displacement and apply only when wind speed is 3 - 10 mph as measured by an anemometer. Use fine, medium, or coarse spray according to ASAE 572 definition for standard nozzles or VMD for spinning atomizer nozzles. If application includes a no-spray zone, do not release spray at a height more than 10 feet above the ground or crop canopy.

USE DIRECTIONS

STRUCTURAL INSECTICIDE

Use **Acephate 90 Prill Select** for residual pest control in the areas listed by applying as a 0.75% or 1.0% spray. To control light infestations on nonporous surfaces use the 0.75% rate, and to rapidly reduce heavy infestations use the 1.0% spray. There may be limited activity on porous surfaces. Repeat treatment as needed.


Restrictions:

- Not for use in feed processing areas in feed handling establishments.
- Treatment of turfgrass is restricted to fire ant and harvester ant mounds.
- Do not let spray mist come in contact with food, foodstuffs or water supplies. If exposed to contamination as a result of application of this product, completely wash dishes and food handling utensils in soap and water.
- Do not allow children or pets to come into contact with treated surfaces until sprays have dried.
- Do not contaminate food or food processing surfaces.
- Do not apply directly to carpet. Staining may occur.
- Do not treat unpainted masonry floors in poorly ventilated areas, such as garages or basements, especially where moisture or high humidity exists because persistent odor could develop.

Application Instructions

Apply as an outdoor treatment to control ants, including imported fire ants and other listed pests within industrial, institutional, and commercial buildings, including restaurants, warehouses, stores, hospitals, hotels, manufacturing plants and ships. For complete dissolution, agitate or shake spray container.


Desired Concentration Wt./Wt.	Grams of Product in 1 Gal. Water	Ounces of Product in 1 Gal. Water
0.50%	21.0	0.76
0.75%	31.6	1.08
1%	42.0	1.51



ACEPHATE 90 PRILL SELECT™

INSECTICIDE

<p>Cockroaches Ants (excluding fire, harvester, carpenter, and pharaoh) Crickets Firebrats</p>	<p>Using a coarse, low pressure spot spray, crack and crevice spray or with a paint brush, apply to areas where these pests are found or normally reside. These places include corners of rooms and closets; around television sets and radios; along and behind baseboards; around and under sinks, dishwashers, washing machines, refrigerators, stoves and cabinets; areas where plumbing enters or leaves the room; or other areas that these pests occupy.</p> <p>Note: For maximum effect on cockroaches, 3 to 7 days may be needed.</p>
<p>Earwigs Pillbugs Sowbugs</p>	<p>Using a coarse, low pressure spot spray apply around doors and windows, storage areas, baseboards and other areas that these pests occupy.</p>
<p>Pantry Pests – Exposed Stages (Confused Flour Beetle, Indian Moth Meal, and Trogoderma)</p>	<p>Using a 1.0% spot treatment, apply Acephate 90 Prill Select to pantry and cupboard shelves where food containers suspected of being infested are stored. Remove all foodstuffs, shelving paper and utensils before spraying and wait until the surface has dried before replacing food packages. Destroy infested food packages and replace shelving paper.</p>
<p>Wasps (Outdoors)</p>	<p>Using a dilution of 1.3 oz. per gal. of water as spot treatment, apply Acephate 90 Prill Select to the nest, nest entrance, and surrounding areas where wasps inhabit. Treat nests early and late in the day because wasps are usually less active during these times.</p>
<p>Perimeter Treatment Outdoors</p>	<p>Using a dilution of 1.3 oz. per gal. of water, apply Acephate 90 Prill Select to a band of soil 6 to 10 ft. adjacent to the structure and to a height of 2 to 3 ft. on the foundation where pests may be active or may find entrance to control Cockroaches, Ants (excluding fire, harvester, carpenter and pharaoh), Pillbugs, and Earwigs. Also treat using a residual spray or with a paint brush to surfaces of buildings, window frames, shutters, entry ways, screens, eaves, patios, garages, carports, around garbage areas and other areas where pests gather. Note: Only foraging ants will be controlled when using perimeter treatments.</p> <p>Restriction:</p> <ul style="list-style-type: none"> • Not for use on residential turf as a perimeter treatment.
<p>Ants (Including Imported Fire Ants, excluding carpenter and pharaoh) in Mounds within a treated perimeter or other non-crop areas</p>	<p>A drench treatment is necessary to control a mound or nest. For a mound drench treatment:</p> <ul style="list-style-type: none"> • Dissolve one 1.5 oz. packet of Acephate 90 Prill Select in 9 gals. of water. • Sprinkle mound until it is wet with 1 gal. of mix. • Treat a 4 ft. diameter circle around the mound. <p>Applying Acephate 90 Prill Select in early morning or late afternoon, when ants are most active, will yield the best results. Applications made under prolonged hot and dry conditions may be ineffective due to the location of ants deep within the nest.</p> <p>Restrictions:</p> <ul style="list-style-type: none"> • Grass in treated areas may be injured. • Do not treat a mound more than once per season.
<p>For Applications as Spot Treatment</p>	<p>Using a coarse fan tip, spot treatments can be made at moderate pressures (up to 35 PSI), with individual spots no larger than 2 sq. ft.</p> <p>Refer to the above dilution chart for mixing rates. To areas where cockroaches reside, make spot applications using a coarse fan spray. Baseboards, under and behind refrigerators, stoves, dishwashing and other equipment, as well as in storage areas, closets, sinks, cabinets, around windows, doors, water pipes and the underside of drawers and shelves should be treated; Also treat other areas where cockroaches congregate and travel.</p>



ACEPHATE 90 PRILL SELECT™

INSECTICIDE

Food Handling Establishments	For use in Federally Inspected Meat and Poultry Plants and places other than private residences in which exposed food is held, processed, prepared, or served.
Food Areas - Application Limited to Spot and/or Crack and Crevice Treatment Only	Includes areas for receiving, storage, packing (canning, bottling, wrapping, boxing) preparing, edible waste storage and enclosed processing systems (mills, dairies, edible oils, syrups). Limit spray concentration to a maximum of 1.0% a.i. Using equipment that can deliver a fine stream of insecticide in points between different elements of construction, between equipment and floors, openings leading to voids and hollow spaces in walls, equipment legs and bases, where labeled insects hide apply small amounts directly into cracks and crevices. Take proper care to prevent depositing this product onto exposed surfaces or allowing the material into the air. Restrictions: <ul style="list-style-type: none"> Do not contaminate food or food processing surfaces. Do not apply this product in the Food Areas of Food Handling Establishments, other than as a Spot and/or Crack and Crevice Treatment.
Non-Food Areas:	Includes garbage rooms, lavatories, floor drains (to sewer entries and vestibules, offices, locker rooms, machine rooms, boiler rooms, garages, mop closets and storage). Limit spray; concentration to a maximum of 1.0% a.i. Treat areas where insects may hide or enter through, such as baseboard areas, around water pipes, surfaces behind and beneath sinks, lockers, tables, and pallets.
Serving Areas	Using a spot treatment, apply to selective surfaces, such as baseboards under elements of construction into cracks and crevices in facilities where prepared food is served (e.g., dining rooms). Restrictions: <ul style="list-style-type: none"> Do not apply in areas where food may be prepared or held. Do not apply when foods are exposed or facility is in operation.

COTTON

PHI (pre-harvest interval) denotes number of days to harvest.


Restrictions:

- Do not feed treated forage or gin trash to livestock.
- Do not allow animals to graze on treated areas.
- Do not apply more than 4.0 pounds active ingredient per acre per crop cycle. This includes all methods of application.
- The maximum single aerial application rate for use in California and Arizona is 1.0 pound active ingredient per acre. For all remaining areas, the maximum single aerial application rate is 0.75 pound active ingredient per acre.

COTTON: IN-FURROW

By Ground: AT-PLANTING APPLICATION: 3.0 to 5.0 gallons per acre of spray.

Pests Controlled	Rates of Acephate 90 Prill Select/A	Remarks	Minimum Spray Interval (Days)
Aphids* Black (Greasy) cutworm (Except CA) Thrips (including Western flower thrips) *Excluding Cotton aphids in AZ & CA.	0.56 - 1.1 lbs. NOTE: For the Black Lands Region of Texas, use the 1.1 lbs./A application rate.	Use flat-fan nozzles for in-furrow application. Align nozzles to ensure good spray deposition into the seed furrow. Do not use cone type nozzles since unacceptable spray deposition may occur. Securely fasten spray-system tubing to furrow opener and check frequently to ensure proper positioning and operation. Acephate 90 Prill Select can be mixed with fungicides that are sprayed in-furrow for disease control.	N/A



ACEPHATE 90 PRILL SELECT™

INSECTICIDE


COTTON: FOLIAR

By Ground: Minimum of 10.0 to 25.0 gallons of water per acre.

Pests Controlled	Rates of Acephate 90 Prill Select/A	Remarks	Minimum Spray Interval (Days)	PHI
Thrips (including Western flower thrips)	3.2 oz.	Apply when eggs or insects first appear. Repeat application as necessary to maintain control.*	7	21
Plant bugs (Lygus)	0.25 - 0.83 lb. AZ & CA: 0.5 - 1.1 lbs.	Apply when eggs or insects first appear. Use higher rate for Lygus adults that have migrated into cotton. Repeat application as necessary to maintain control.*	7	21
Fleahopper	0.25 lb.	Apply when eggs or insects first appear. Repeat application as necessary to maintain control.*	7	21
Cotton aphids (excluding AZ & CA)	0.5 - 0.83 lb.	This insect may develop resistance to various classes of insecticides. Consult your local Agricultural Extension Service for current control recommendations. Repeat application as necessary to maintain control.*	7	21
Whitefly (excluding Sweet potato whitefly/ Silverleaf whitefly)	0.5 - 0.83 lb. 0.5 - 1.1 lbs. (AZ & CA)	Repeat application as necessary to maintain control.*	7	21
Armyworms (excluding Beet armyworm) Cabbage looper	0.83 lb. 0.5 - 1.1 lbs. (AZ & CA)	Apply when eggs appear and repeat applications using 7-day spray intervals.*	7	21
Bollworm Tobacco budworm (Adults, Larvae) Eggs/DEADHATCH®	0.5 - 0.83 lb. (East of Rockies) 1.1 lbs. (AZ & CA) 0.25 - 0.5 lb.	Early Season: Use 0.5 lb./A for light infestation. Mid and Late Season: Use 0.8 to 1.1 lbs./A for moderate to severe infestations. Apply when eggs appear and repeat at 7-day spray intervals. Moths of budworm larvae are controlled by direct contact with spray. Moth kill is most likely to occur when late evening applications are made. DEADHATCH: Control of emerging larvae by consumption of treated egg casings.	7	21
Stinkbugs	0.83 lb.	Apply when eggs appear and repeat applications using 7-day spray intervals.*	7	21
Pink bollworm (AZ & CA)	1.1 lbs.	Apply when insects appear and repeat at 7-day spray intervals.*	7	21
Cutworms	0.8 lb. 0.8 - 1.1 lbs. (AZ & CA)	Ground application is recommended. Aerial applications are less effective, but may be also used. Control is most effective when ground application is made in the evenings and sprays are directed toward the base and lower portion of the plant. Apply when insects first appear or damage is first noted and repeat application as necessary to maintain control.*	7	21

RESTRICTION:

*Not to exceed a maximum of 4.0 pounds active ingredient per acre per crop cycle. This includes all methods of application.




ACEPHATE 90 PRILL SELECT™

INSECTICIDE

COTTON: FOLIAR

By Ground: Minimum of 3.0 to 10.0 gallons water per acre (minimum of 5.0 gallons water per acre in AZ & CA).

Pests Controlled	Rates of Acephate 90 Prill Select	Remarks	Minimum Spray Interval (Days)	PHI
Thrips (including Western flower thrips)	0.5 - 1.1 lbs.	Apply when eggs or insects first appear. Repeat application as necessary to maintain control.*	7	21
Plant bugs (Lygus)	0.5 - 1.1 lbs.	Apply when eggs or insects first appear. Use higher rate for Lygus adults that have migrated into cotton. Repeat application as necessary to maintain control.*	7	21
Fleahopper	0.5 - 1.1 lbs.	Apply when eggs or insects first appear. Repeat application as necessary to maintain control.*	7	21
Cotton aphids (excluding AZ & CA)	0.56 - 1.1 lbs. For the Black Lands Region of Texas, use the 1.1 lbs./A application rate.	This insect may develop resistance to various classes of insecticides. Consult your local Agricultural Extension Service for current control recommendations. Repeat application as necessary to maintain control.*	7	21
Whitefly (excluding Sweet potato whitefly/ Silverleaf whitefly)	0.5 - 0.83 lb. 0.5 - 1.1 lbs. (AZ & CA)	Repeat application as necessary to maintain control.*	7	21
Armyworms (excluding Beet armyworm) Cabbage looper	0.83 lb. 0.5 - 1.1 lbs. (AZ & CA)	Apply when eggs appear and repeat at 7-day spray intervals.*	7	21
Bollworm Tobacco budworm (Adults, Larvae) Eggs/DEADHATCH	0.5 - 0.83 lb. (East of Rockies) 1.1 lbs. (AZ & CA) 0.25 - 0.5 lb.	Early Season: Use 0.5 lb./A for light infestation. Mid and Late Season: Use 0.8 to 1.1 lbs./A for moderate to severe infestations. Apply when eggs appear and repeat at 7-day spray intervals.* Moths of budworm larvae are controlled by direct contact with spray. Moth kill is most likely to occur when late evening applications are made. DEADHATCH: control of emerging larvae by consumption of treated egg casings.	7	21
Stinkbugs	0.83 lb.	Apply when eggs appear and repeat at 7-day spray intervals.*	7	21
Pink bollworm (AZ & CA)	1.1 lbs.	Apply when insects appear and repeat at 7-day spray intervals.*	7	21
Cutworms	0.8 lb. 0.8 - 1.1 lbs. (AZ & CA)	Ground application is recommended. Aerial applications are less effective, but may be used. Control is most effective when ground application is made in the evenings and sprays are directed toward the base and lower portion of plant. Apply when insects first appear or damage is first noted and repeat application as necessary to maintain control.	7	21
RESTRICTION: *Not to exceed a maximum of 4.0 pounds active ingredient per acre per crop cycle. This includes all methods of application.				



ACEPHATE 90 PRILL SELECT™

INSECTICIDE

COTTON TANK MIXES

Always read and follow all label directions when using any pesticide alone or in tank mix combinations. Observe all restrictions and precautions which appear on all product labels. The most restrictive labeling applies when using a tank mix.

COTTON TANK MIX: FOLIAR

By Ground: Minimum of 10.0 to 25.0 gallons water per acre of spray

By Air: 3.0 to 10.0 gallons per acre of spray (minimum of 5.0 gallons water per acre in CA)

RESTRICTIONS:


- Do not feed gin trash or treated forage to livestock.
- Do not allow animals to graze on treated areas.
- Do not apply more than 4.0 pounds active ingredient per acre per crop cycle. This includes all methods of application.
- The maximum single aerial application rate for use in California and Arizona is 1.0 pound active ingredient per acre. For all remaining areas, the maximum single aerial application rate is 0.75 pound active ingredient per acre.

Pests Controlled	Acephate 90 Prill Select and Tank Mix Partner	Amount of Acephate 90 Prill Select + Tank Mix Partner/A	Remarks	Minimum Spray Interval (Days)	PHI
Sweet potato whitefly (Silverleaf whitefly)	Acephate 90 Prill Select + Danitol® 2.4 EC Spray	0.5 lb. + 10 2/3 - 16.0 fl. oz.	Follow all applicable directions, restrictions, and precautions on the EPA registered label for Danitol 2.4 EC Spray.	3	21
Armyworms (excluding Beet armyworm) Bollworm Cabbage looper Cotton aphid Cutworms Fleahopper Grasshoppers Pink bollworm Plant bugs (Lygus, Mirids) Saltmarsh caterpillar Thrips (Including Western flower thrips) Tobacco budworm Whitefly (Excluding Sweet potato/Silverleaf whitefly)	Acephate 90 Prill Select + Warhawk® or Warhawk Clearform®	0.28 - 1.1 lbs. (ground) or 0.28 - 0.83 lb. (aerial) + 1.0 - 2.0 pts.	Follow all applicable directions, restrictions and precautions on the EPA registered label for Warhawk or Warhawk Clearform. Cutworms: Use of 0.8 lb./A Acephate 90 Prill Select . 0.8 to 1.1 lbs. (AZ & CA) By Ground: Ground application is recommended. Control is most effective when ground application is made in the evenings and sprays are directed toward the base and lower portion of the plant. By Air: Aerial applications are less effective, but may be used. Apply when insects first appear or when damage is first noted.	7	21



PRIME SOURCE

Manufactured By:
Prime Source, LLC
P.O. Box 250
10025 US 264 Alternate
Middlesex, NC 27557



ACEPHATE 90 PRILL SELECT™

INSECTICIDE

RESISTANCE MANAGEMENT

For cotton pest control programs, especially those for control of Silverleaf whitefly populations, employ a properly designed resistance management strategy. Such resistance management strategies include mixture or rotation of alternative classes of chemistry including organophosphates, carbamates, pyrethroids or insect growth regulators. Consult your State or area agricultural extension service for local resistance management strategies and advice on alternative insecticides.

COTTON TANK MIXES WITH PYRETHROIDS RESTRICTIONS:

- Do not feed gin trash or treated forage to livestock.
- Do not allow livestock to graze on treated areas.
- Do not apply more than 4.0 pounds active ingredient per acre per season. This includes all methods of application. This includes the use of Acephate 90 Prill Select as an in-furrow at planting treatment, all foliar spray, liquid in-furrow application and seed treatment uses.

Use synthetic pyrethroids within the guidelines of State and/or regional resistance management programs and recommendations. Always read and follow all label directions when using any pesticide alone or in tank mix combinations. Observe all restrictions and precautions, which appear on all product labels. The most restrictive labeling applies when using a tank mix.

COTTON TANK MIX: FOLIAR

By Ground: Minimum of 10.0 to 25.0 gallons water per acre of spray.

By Air: 3.0 to 10.0 gallons per acre of spray (minimum 5.0 gallons water per acre in CA).


Pests Controlled	Acephate 90 Prill Select and Tank Mix Partner	Amount of Acephate 90 Prill Select + Tank Mix Partner/A	Remarks	Minimum Spray Interval (Days)	PHI
Aphids Bollworm Cabbage looper Cotton leaf perforator Cutworms Fall armyworms Fleahoppers Pink bollworm (AZ & CA) Plant bugs Stinkbugs Sweet potato/Silverleaf whitefly Thrips (including Western flower whitefly thrips) Tobacco budworm	Acephate 90 Prill Select + one of the following:	0.5 - 1.1 lbs. (ground) or 0.5 - 0.83 lb. (air) + one of the following:	Apply when eggs or insects first appear or damage is first noted. Stinkbugs: Use 0.83 lb./A of Acephate 90 Prill Select . *Cutworms: Use 0.83 lb./A of Acephate 90 Prill Select .	7	21
	Holster™*	Refer to the Holster approved label for use instructions.	By Ground: Ground application is recommended. Control is most effective when ground application is made in the evenings and sprays are directed toward the base and lower portion of the plant.		
	Asana® XL*	Refer to the Asana XL approved label for use instructions.	By Air: 3.0 to 10.0 gals./A spray (minimum 5.0 gals./A in CA).		
	Tombstone™ or Tombstone™ Helios®	Refer to the Tombstone or Tombstone Helios approved label for use instructions.	Aerial applications are less effective, but may be used.		
	Sniper® or Sniper Helios®	Refer to the Sniper or Sniper Helios approved label for use instructions.	Repeat applications as necessary to maintain control.*		
	Karate® 1E (except CA)	Refer to the Karate 1E approved label for use instructions.			

RESTRICTION:

*Do not apply more than a maximum of 4.0 pounds active ingredient per acre per season. This includes all methods of application.

RESISTANCE MANAGEMENT

For cotton pest control programs, especially those for control of Silverleaf whitefly populations, employ a properly designed resistance management strategy. Such resistance management strategies include mixture or rotation of alternative classes of chemistry including organophosphates, carbamates, pyrethroids or insect growth regulators. Consult your State or area agricultural extension service for local resistance management strategies and advice on alternative insecticides.



ACEPHATE 90 PRILL SELECT™

INSECTICIDE

TOBACCO

TOBACCO TRANSPLANT WATER APPLICATION

RESTRICTION: Use Prohibited in CA.

Crop	Insects	Amount of Acephate 90 Prill Select/A	Further Use Instructions and Restrictions
Tobacco	Cutworms Flea beetle Green peach aphid Tobacco aphid Tobacco thrips	0.83 lb.	Provides control of early season flea beetles, green peach aphids, tobacco aphids, and cutworms for approximately 3 to 4 weeks after transplanting. For later season control of these insects, apply a foliar spray of Acephate 90 Prill Select . Apply in a minimum of 100 gals. of water/A. Restrictions: • Do not apply more than 0.83 lb. Acephate 90 Prill Select/A as a transplant water application as some phytotoxicity may occur. • Do not apply more than 4.0 lbs. a.i. (4.44 lbs. product)/A/crop cycle. This includes all methods of application.
		1.25 lbs.	Restrictions: • Use limited to TN. • Do not apply more than 4.0 lbs. a.i. (4.44 lbs. product)/A/crop cycle. This includes all methods of application. • Apply using a minimum of 200 gals. of water/A.

Make transplant-water applications using mechanical transplant equipment only. Using such equipment, the insecticide/water mixture is mechanically applied directly into the soil along with the transplanted plants.

TOBACCO FOLIAR APPLICATION

RESTRICTION: Use Prohibited in CA.


PHI (pre-harvest interval) denotes number of days to harvest.

Crop	Insects	Amount of Acephate 90 Prill Select/A	Further Use Instructions and Restrictions	PHI
Tobacco (Flue-Cured, Air Cured, Dark Fire Cured)	Grasshoppers	0.28 - 0.83 lb.	Apply in 10.0 to 50.0 gals. water/A with ground equipment or a minimum of 3.0 gals./A by air. Apply spray at a minimum of 7 days if necessary to maintain control. Restriction: • Do not apply more than 4.0 lbs. a.i. (4.44 lbs. product)/A/crop cycle. This includes all methods of application.	3
	Flea beetle Green peach aphid Hornworm Tobacco thrips	0.55 - 0.83 lb.		
	Stinkbugs Tobacco aphid Vegetable weevils	0.55 - 0.83 lb.		
	Budworm Cabbage looper Cutworm	0.83 lb.		



PRIME SOURCE

Manufactured By:
Prime Source, LLC
P.O. Box 250
10025 US 264 Alternate
Middlesex, NC 27557



ACEPHATE 90 PRILL SELECT™

INSECTICIDE

TOBACCO PLANT BED APPLICATION

RESTRICTION: Use Prohibited in CA.

Crop	Insects	Amount of Acephate 90 Prill Select/A	Further Use Instructions and Restrictions
Tobacco Bed Treatment	Cutworm Flea beetle Green peach aphid Tobacco aphid	0.83 lb.	Apply to foliage at the equivalent of 1.0 tblsp. in 1.0 gal. of water/every 1,000 sq. ft. of bed. Apply evenly to ensure thorough coverage. Apply spray at a minimum of 7 days if necessary to maintain control. Restriction: • Do not apply more than 4.0 lbs. a.i. (4.44 lbs. product)/A/season. This includes all methods of application.

TOBACCO FLOATBED/GREENHOUSE APPLICATION


RESTRICTION: Use Prohibited in CA.

Crop	Insects	Amount of Acephate 90 Prill Select	Further Use Instructions and Restrictions
Tobacco	Cutworm Flea beetle Green peach aphid Tobacco aphid	0.83 lb.	Apply to foliage at the equivalent of 1.0 tblsp. in 3.0 gals. of water/every 1,000 sq. ft. of bed. Apply evenly to ensure thorough coverage. Dispose of float-bed water in the transplanted field through the transplant water or through foliar spray. Apply spray at a minimum of 7 days if necessary to maintain control. Restriction: • Do not apply more than 4.0 lbs. a.i. (4.44 lbs. product)/A/season. This includes all methods of application.



PRIME SOURCE

Manufactured By:
Prime Source, LLC
P.O. Box 250
10025 US 264 Alternate
Middlesex, NC 27557



ACEPHATE 90 PRILL SELECT™

INSECTICIDE

BEANS AND LIMA BEANS

Dry Forms, Succulent Forms (Except Green Beans, Which Includes String Beans and Wax Beans) and Succulent Green Beans Grown Only for Seed.


PHI (pre-harvest interval) denotes number of days to harvest.

Insects	Amount of Acephate 90 Prill Select/A	Further Use Instructions and Restrictions	Minimum Spray Interval (Days)	PHI
Fleahoppers Grasshoppers	0.28 - 0.55 lb.	Make the initial application when eggs or insects first appear using a minimum of 20.0 to 100 gals. (ground) or 2.0 gals. (aerial) of water/A. For severe insect infestations, use the higher listed rates. Restrictions: <ul style="list-style-type: none"> Do not apply more than 2.0 lbs. a.i. (2.22 lbs. product)/A/crop cycle. The feeding of treated vines to livestock is prohibited. Use on succulent green beans as a food crop is prohibited (includes string beans, snap beans, and wax beans). Succulent green bean use is permitted ONLY if grown for seed. 	7	14 (dry beans) 1 (lima beans succulent forms)
Aphids Beanleaf beetle Bean leafroller Cabbage looper Cutworms Green cloverworm Leafhoppers Mexican bean beetle Plant bugs (Lygus) Soybean looper Thrips Whitefly	0.55 - 1.11 lbs.			
Amyworms Corn earworm European cornborer	83 - 1.11 lbs.	Restrictions For Succulent Green Beans Grown For Seed: <ul style="list-style-type: none"> Do not feed crop residues to live- stock or allow animals to graze treated areas. Do not apply to succulent beans grown for fresh market or processing. No portion of the succulent bean plant may be used or distributed for food or feed purposes. Seeds grown from succulent beans shall bear a tag or container label which forbids use of the seed for human consumption or animal feed. Seeds grown from succulent beans may not be distributed for human consumption or animal feed. 		



PRIME SOURCE

Manufactured By:
Prime Source, LLC
P.O. Box 250
10025 US 264 Alternate
Middlesex, NC 27557



ACEPHATE 90 PRILL SELECT™

INSECTICIDE

FIELD CROPS

PHI (pre-harvest interval) denotes number of days to harvest.

Crop	Insects	Amount of Acephate 90 Prill Select/A	Further Use Instructions and Restrictions	Minimum Spray Interval (Days)	PHI
Peanuts (for post-emergence, foliar, ground/ aerial)	Grasshoppers	0.28 - 0.55 lb.	Apply in water at 10.0 to 50.0 gals. spray/A by ground or in 5.0 to 10.0 gals. spray/A by air. Begin applications when insects first appear and repeat as needed to maintain control. Restrictions: • Do not feed treated forage or hay to livestock or allow animals to graze treated areas. • Do not apply more than 4.0 lbs. a.i. (4.44 lbs. product)/A/crop cycle. This includes all methods of application.	7	14 (of digging)
	Thrips	0.55 - 0.83 lb.			
	Corn earworms Fall armyworms Leafhopper Loopers Velvetbean caterpillar	0.83 - 1.11 lbs.			
Soybeans	Grasshopper Thrips	0.28 - 0.55 lb.	By Air: 5.0 to 10.0 gals./A of spray. By Ground: 10.0 to 50.0 gals./A of spray. Restrictions: • Do not graze or cut vines for hay or forage. • Do not apply more than 1.5 lbs. a.i./A (1.6 lbs. of Acephate 90 Prill Select)/season.	7	14
	Potato leafhopper Stinkbugs	0.55 - 1.1 lbs.			
	Armyworms (except Beet) Bean leaf beetle Cabbage looper Green cloverworm Mexican bean beetle Soybean aphid Three-cornered alfalfa hopper Velvetbean caterpillar	0.83 - 1.1 lbs.			

TREE, TURF, AND ORNAMENTAL SPRAY


Use **Acephate 90 Prill Select** for the control of the listed pests (including fire ants in non-bearing citrus and turfgrass only), on non-bearing citrus, nursery stock (including container grown nursery stock), trees, shrubs, turfgrass (golf courses and sod farms), outdoor floral crops, ground covers, and greenhouse floral and foliage plant crops.

Restriction:

- Do not apply under conditions involving possible drift to food, forage or other plantings that might be damaged or the crops thereof rendered unfit for sale, use or consumption.

Spray Equipment - Small Volume

Preparation of Acephate 90 Prill Select Spray Mix Using a Small Fluid Ounce Measuring Cup	
Specified Amount in 100 gals. of water	Equivalent Amount in 25 gals. of water
0.27 lb.	1.08 oz.
0.54 lb.	2.16 oz.
0.81 lb.	3.24 oz.
1.08 lbs.	4.32 oz.



ACEPHATE 90 PRILL SELECT™

INSECTICIDE

NON-BEARING CITRUS

Do not allow livestock to graze treated areas.

Plants	Insects	Amount per Acre	Application Timing
Non-Bearing Citrus (including Citrus Nursery Seedlings)	Aphids Grasshoppers Katydid Mealybugs Orangedogs Plant Bugs (Lygus) Thrips Whiteflies	0.54 lb. (8.64 oz.)	To control existing populations, treat at 7 - 10 day intervals.
	Citrus Blackfly*	0.54 - 0.81 lb. (8.64 - 12.96 oz.)	Use the higher rate when there is a heavy infestation of Citrus Blackfly. Start treatments when eggs or adults first appear. Treat on a 7- to 10-day interval as needed to maintain control.
	Ants (excluding fire, harvester, carpenter, and pharaoh)	Foliar Spray 0.81 lb. (12.96 oz.)	
	Ants* (excluding carpenter, and pharaoh)	Mound Treatment - Drench Method Mix 0.81 oz. in 5 gals. of water. Sprinkle each mound with 1 gal. of mix until it is wet and treat a 4 ft. diameter circle around the mound.	

Application Instructions:

Apply in 100 to 200 gals. of water per acre by ground. Without exceeding the specified rate in lbs. per acre for total application, for coverage, spray individual juvenile or non-bearing trees. Length of residual activity will be determined by spray coverage and the amount of moisture present after treatment.


Restrictions:

- Do not allow livestock to graze treated areas.
- Do not harvest citrus for one year after treatment.
- *Not registered in CA for control of citrus blackfly and harvester ants.



PRIME SOURCE

Manufactured By:
Prime Source, LLC
P.O. Box 250
10025 US 264 Alternate
Middlesex, NC 27557



ACEPHATE 90 PRILL SELECT™

INSECTICIDE

NURSERY STOCK

(Non-Bearing Deciduous Fruit Trees, Nut Trees and Vines in Nursery Fields or Non-Bearing Orchards)

Do not allow livestock to graze treated areas.

Plants	Insects	Amount per Acre	Application Timing
Nursery Stock (Non-Bearing Deciduous Fruit Trees, Nut Trees, and Vines) Almond Apricot Apple Cherry Grape Kiwi Pear Pistachio Plum Prune Walnut	Aphids Plant bugs (Lygus) Thrips	0.54 - 1.08 lb. (8.64 - 17.28 oz.)	To control existing populations, treat as needed.

Application Instructions:

Apply by ground in 50 to 200 gals. of water per acre and not less than 5 gals. of water per acre by air.


Restrictions:

- Only apply to non-bearing trees and vines in nursery fields or in non-bearing orchards. Do not apply to interplants or single trees in a bearing orchard.
- Do not harvest any fruit from sprayed trees for one year after application.
- Do not allow livestock to graze treated areas.
- The minimum interval between applications is 3 days for rates up to and including 0.5 lb. a.i. per acre, and 7 days for rates over 0.5 lb. a.i. per acre, unless a longer interval is specified.



PRIME SOURCE

Manufactured By:
Prime Source, LLC
P.O. Box 250
10025 US 264 Alternate
Middlesex, NC 27557



ACEPHATE 90 PRILL SELECT™


INSECTICIDE

SPECIALTY USES - NON-CROP AREAS

Crop	Insects	Amount per Acre	Application Instructions
Non-Crop Areas (Field borders, fencerows, roadsides, ditch banks, and borrow pits)	Grasshoppers	0.27 lb. (4.32 oz.)	For grasshopper treatments that take place in early to mid-season in field borders, fencerows, roadsides, ditch banks, and borrow pits: <ul style="list-style-type: none"> • Air Applications: Apply in 1 - 5 gals. of water. • Ground Applications: Apply in 10 - 20 gals. of water. When treating heavier foliage, use higher volumes. Restriction: <ul style="list-style-type: none"> • Do not graze or feed vegetation cut from treated areas.
Non-Crop Areas	Ants* (excluding carpenter and pharaoh)	Mound Treatment - Drench Method Mix 0.81 oz. in 5 gals. of water. Sprinkle each mound with 1 gal. of mix until it is wet and treat a 4 ft. diameter circle around the mound.	Applications in the early morning or late afternoon, when the ants are most active, will yield the best results. Applications made under prolonged hot and dry conditions may be ineffective due to the location of the ants deep within the nest. Restrictions: <ul style="list-style-type: none"> • Grass in treated area may be injured. • Do not treat mound more than once per season. • *Not registered in CA for control of harvester ants.

SPECIALTY USES - CONTAINER GROWN NURSERY STOCK

Plants	Insects	Amount per 100 Gals.	Application Timing
Container Grown Nursery Stock Arborvitae Azalea Camellia Rhododendron Roses Viburnum Yew	Black vine weevil Strawberry root weevil	0.81 lb. (12.96 oz.)	Greenhouse Stock: Apply by mid-September. Outdoor Stock: Apply by mid-October. For information regarding the identification and control of root weevils on ornamentals, check with your local county extension agent.
	Ants* (excluding fire, harvester, carpenter, and pharaoh)	0.81 lb. (12.96 oz.)	To control the pest, treat as needed.
Application Instructions: To thoroughly drench the root system, apply the amount of spray stated per 100 gals. of water per acre. Restrictions: <ul style="list-style-type: none"> • The minimum interval between applications is 3 days for rates up to and including 0.5 lb. a.i. per acre, and 7 days for rates over 0.5 lb. a.i. per acre, unless a longer interval is specified. • *Not registered in CA for control of harvester ants. 			



ACEPHATE 90 PRILL SELECT™

INSECTICIDE


ORNAMENTAL TREES AND SHRUBS

Plants	Insects	Amount per 100 Gals.	Application Timing	Application Instructions
Trees and Shrubs (Except Flowering Crabapple)	Aphids Bagworms Birch Leafminer Lace Bugs Leafrollers Tent Caterpillars*	0.27 lb. (4.32 oz.)	As the insects start to appear.	Using a hydraulic sprayer, apply the stated amount of product in 100 gals. of water per acre. *Mist Blower Application: • To control Gypsy Moths, adjust rates to 1.08 lbs. per 100 gals. of water per acre. • To control Tent Caterpillars, adjust rates to 0.81 lb. per 100 gals. of water per acre. • Prime Source, LLC does not support application to Balm of Gilead, Cottonwood, Huckleberry, Lombardy Poplar, and Viburnum suspensum. Nursery Crops: Prior to treating large plantings, spray a small amount and observe for 2 weeks for phytotoxicity.
	Douglas Fir Tussock Moth (Larvae) Gypsy Moth (Larvae)* Webworms	0.54 lb. (8.64 oz.)	As the insects start to appear.	
	Scale (Crawlers)	0.54 lb. (8.64 oz.)	As crawlers begin to appear. Where there is constant crawler production, repeat treatments may be necessary every 2 weeks or more.	
	Ponderosa Pine Needle Miner	0.54 lb. (8.64 oz.)	Time of application is important. Check with your Farm Advisor or County Extension Agent.	
	California Oakworm Cankerworms (Spring and Fall)	0.27 - 0.54 lb. (4.32 - 8.64 oz.)	As the insects start to appear. When larger larvae are present, use the higher volume.	
	Nantucket Pine Tip Moth (Larvae)	0.81 lb. (12.96 oz.)	Time of application is important. Check with your Farm Advisor or County Extension Agent. Repeat treatments will be required for subsequent generations.	
	Grasshoppers	0.54 lb. (8.64 oz.)	As the grasshoppers start to appear.	
	Root Weevil (Adults)	0.81 lb. (12.96 oz.)	Treat when first feeding damage occurs.	



PRIME SOURCE

Manufactured By:
Prime Source, LLC
P.O. Box 250
10025 US 264 Alternate
Middlesex, NC 27557



ACEPHATE 90 PRILL SELECT™

INSECTICIDE

ORNAMENTAL TREES AND SHRUBS

Plants	Insects	Amount per 100 Gals.	Application Timing	Application Instructions
Trees and Shrubs (Except Flowering Crabapple)	Box Elder Bugs Budworms Leafhoppers Sawflies	0.81 lb. (12.96 oz.)	As the insects start to appear.	Using a hydraulic sprayer, apply the stated amount of product in 100 gals. of water per acre as a full coverage spray.
	Japanese Beetle	1.08 lbs. (17.28 oz.)	As the Japanese Beetles start to appear.	
	Elm Leaf Beetles (Larvae)	1.08 lbs. (17.28 oz.)	As the larvae start to appear. This product will not prevent Elm Leaf Beetle eggs from hatching.	
Douglas Fir, Christmas Trees	Douglas Fir Needle Midge	0.55 lb. (8.7 oz.)	Make application no more than 2 weeks prior to bud burst. For additional pest management information, consult your county extension service.	Apply a minimum of 2 weeks prior to bud burst using a minimum of 100 (ground) or 2.0 (aerial) gals. of water/A. Restrictions: • Maximum of 1 application/crop season. • Do not apply more than 0.55 lb. product/A/crop cycle.
Restriction: • The minimum interval between applications is 3 days for rates up to and including 0.5 lb. a.i. per acre, and 7 days for rates over 0.5 lb. a.i. per acre, unless a longer interval is specified.				

GOLF COURSES AND SOD FARM TURFGRASS


Do not allow livestock to graze treated areas. Do not feed treated grass to livestock. Do not apply by air.

Plants	Insects	Amount per 1,000 sq. ft.	Application Timing	Application Instructions
Turf (Golf Course and Sod Farm Turfgrass)	Fall Armyworm Southern Armyworm Yellow Striped Armyworm	0.43 - 0.97 oz. (1.08 - 2.7 lbs. per acre)	As the insects appear. It may be necessary to repeat treatment at 2-week intervals.	Using a minimum of 5 gals. of water per 1,000 sq. ft., apply the stated amount of Acephate 90 Prill Select to achieve good coverage.
	Cutworm	Sod Farm: 0.97 - 1.07 oz. (2.7 - 3 lbs. per acre) Golf Course: 0.97 - 1.43 oz. (2.7 - 4 lbs. per acre)		
	Chinch Bugs	Sod Farm: 0.97 - 1.07 oz. (2.7 - 3 lbs. per acre) Golf Course: 0.97 - 1.43 oz. (2.7 - 4 lbs. per acre)	To achieve adult population knockdown, apply as needed (10-14 days).	Using 1 to 15 gals. of water per 1,000 sq. ft., apply the stated amount of Acephate 90 Prill Select to achieve good coverage.



PRIME SOURCE

Manufactured By:
Prime Source, LLC
P.O. Box 250
10025 US 264 Alternate
Middlesex, NC 27557



ACEPHATE 90 PRILL SELECT™

INSECTICIDE

GOLF COURSES AND SOD FARM TURFGRASS


Do not allow livestock to graze treated areas. Do not feed treated grass to livestock. Do not apply by air.

Plants	Insects	Amount per 1,000 sq. ft.	Application Timing	Application Instructions
Turf (Golf Course and Sod Farm Turfgrass)	Sod Webworm (Crambus spp.)	0.43 - 0.97 oz. (1.08 - 2.7 lbs. per acre)	As sod webworms begin to appear. With heavy infestations or when quicker knockdown is needed, use the higher rate. Repeat treatments may be necessary. Do not repeat at more than 1 week intervals.	
	Leafhopper	0.81 oz. (2.16 lbs. per acre)	As the leafhoppers start to appear. Repeat treatments at 1-week intervals may be necessary.	
	Mole Crickets (Except CA) Spittlebug (Except CA)	Sod Farm: 0.97 - 1.07 oz. (2.7 - 3 lbs. per acre) Golf Course: 0.97 - 1.43 oz. (2.7 - 4 lbs. per acre)	As mole crickets begin to appear. More than one application may be necessary throughout the growing season, for knockdown of existing populations. Use the higher rate for heavy infestations.	Using 1 to 15 gals. of water per 1,000 sq. ft., apply the stated amount of Acephate 90 Prill Select to achieve good coverage. Apply after irrigating and during the late afternoon or evening hours. Do not irrigate after application. Minimum interval between applications is 7 days. Control may be improved by using a lemon fragrance in the spray mix. The lemon fragrance acts as a flushing agent, therefore providing increased mole cricket contact with Acephate 90 Prill Select . The following products are credited as being successful flushing agents, as a result of their lemon scent: Lemon Joy®, Lemon Palmolive®, and Mighty Myrt Products® Manufacture-Base Pure Lemon Fragrance. For small mixtures, use 2 tsp. of the lemon-scented product per gallon and 6 fl. oz. per 50 gals. of water for large mixtures.



PRIME SOURCE

Manufactured By:
Prime Source, LLC
P.O. Box 250
10025 US 264 Alternate
Middlesex, NC 27557



ACEPHATE 90 PRILL SELECT™

INSECTICIDE

GOLF COURSES AND SOD FARM TURFGRASS

Do not allow livestock to graze treated areas. Do not feed treated grass to livestock. Do not apply by air.

Plants	Insects	Amount per 1,000 sq. ft.	Application Timing	Application Instructions
Turf (Golf Course and Sod Farm Turfgrass)	Greenbug (Schizaphis graminum) Grasshoppers	Sod Farm: 0.97 - 1.07 oz. (2.7 - 3 lbs. per acre) Golf Course: 0.97 - 1.43 oz. (2.7 - 4 lbs. per acre)	Apply when insects or their damage start to appear. Repeat as needed. Do not repeat application at more than 1-week intervals.	Using 4 gals. of water per 1,000 sq. ft., apply the stated amount of Acephate 90 Prill Select to achieve good coverage.
	Black Turfgrass Ataenius (Except CA)	Sod Farm: 0.97 - 1.07 oz. (2.7 - 3 lbs. per acre) Golf Course: 0.97 - 1.43 oz. (2.7 - 4 lbs. per acre)	Apply when insects or their damage start to appear.	Using a minimum of 5 gals. of water per 1,000 sq. ft., apply the stated amount of Acephate 90 Prill Select . Irrigate lightly after treatment (not more than an inch). For heavy infestations, use the higher rate. Minimum interval between applications is 7 days
Dichondra (Plant site for Golf Course and Sod Farm Turfgrass)	Cutworm Flea Beetle Southern Armyworm Yellow Striped Armyworm	Sod Farm: 0.97 - 1.07 oz. (2.7 - 3 lbs. per acre) Golf Course: 0.97 - 1.43 oz. (2.7 - 4 lbs. per acre)	As the insects appear. Repeat as needed at 2-week intervals.	Using a minimum of 15 gals. of water per 1,000 sq. ft., apply the stated amount of Acephate 90 Prill Select to achieve good coverage.


Restrictions:

- Do not allow livestock to graze treated areas.
- Do not feed treated grass to livestock.
- Do not apply by air.
- The minimum interval between applications is 3 days for rates up to and including 0.5 lb. a.i. per acre, and 7 days for rates over 0.5 lb. a.i. per acre, unless a longer interval is specified.
- The pre-harvest interval for sod is 3 days.



PRIME SOURCE

Manufactured By:
Prime Source, LLC
P.O. Box 250
10025 US 264 Alternate
Middlesex, NC 27557



ACEPHATE 90 PRILL SELECT™

INSECTICIDE

MOUND TREATMENT OF FIRE ANTS AND HARVESTER ANTS IN TURFGRASS

Do not allow livestock to graze treated areas. Do not feed treated grass to livestock.

Plants	Insects	Amount of Spray
Turfgrass Residential, Recreational, and Commercial Turf	Imported Fire Ants and Harvester Ants*	Mound Treatment - Drench Method Mix 0.81 oz. in 5 gals. of water. Sprinkle each mound with 1 gal. of mix until it is wet and treat a 4 ft. diameter circle around the mound.

Application Instructions:

Applications in the early morning or late afternoon, when the ants are most active, will yield the best results. Applications made under prolonged hot and dry conditions may be ineffective due to the location of ants deep within the nest. Apply the stated volume of spray as instructed. Grass in treated areas may be injured.

Restrictions:

- Do not treat mound more than once per season.
- Do not allow livestock to graze treated areas.
- Do not feed treated grass to livestock.
- *Not registered in CA for control of harvester ants.

OUTDOOR FLORAL CROPS AND GROUND COVERS

Plants	Insects	Amount per 100 Gals./Acre	Application Timing
Chrysanthemums Dahlias Daisies Easter Lily Gladioli Gypsophila Pachysandra Pansy Peony Roses Sedum Statice Strawflower Yarrow Zinnia	Aphids Lygus Thrips	0.54 lb. (8.64 oz.)	As insects begin to appear. Repeat applications may be necessary with a minimum 3-day interval.
Boston Ivy Roses	Japanese Beetle	1.08 lbs. (17.28 oz.) For cut flower production maximum rate is 0.83 lb. (13.28 oz.)	As the Japanese Beetles begin to appear. Repeat applications at 2-week intervals may be necessary.

Application Instructions:

Apply the stated amount in 100 gallons of water using a hydraulic sprayer as a full coverage spray. Multiple applications may cause slight tip burn or marginal leaf necrosis on some varieties. Test on a few plants to determine varietal susceptibility.


Restriction:

- The minimum interval between applications is 3 days for rates up to and including 0.5 lb. a.i. per acre, and 7 days for rates over 0.5 lb. a.i. per acre, unless a longer interval is specified.



PRIME SOURCE

Manufactured By:
Prime Source, LLC
P.O. Box 250
10025 US 264 Alternate
Middlesex, NC 27557



ACEPHATE 90 PRILL SELECT™

INSECTICIDE


COMMERCIAL GREENHOUSE FLORAL AND FOLIAGE PLANT CROPS

Plants	Insects	Amount per 100 gals. per acre	Application Timing	Application Instructions
Roses	Leafrollers	0.54 - 0.81 lb. (8.64 - 12.96 oz.)	As leafrollers start to appear. When large larvae are present, use the higher rate.	Using a hydraulic sprayer, apply the stated amount of spray in 100 gals. of water as a full coverage spray.
Foliage Plants Anthuriums Cacti Orchids Poinsettia	Aphids	0.54 lb. (8.64 oz.)	As aphids start to appear.	Using a hydraulic sprayer, apply the stated amount of spray in 100 gals. of water as a full coverage spray. Adding a wetting agent may be needed on hard to wet foliage. Caution: Phytotoxicity has occurred on the following foliage plants: <i>Blechnum gibbum</i> , <i>Cissus antarctica</i> , <i>Ficus triangularis</i> , <i>Fittonia verschaffeltii</i> , <i>Maranta leuconeura kerchoveana</i> , <i>Pachystachya lutea</i> , <i>Plectranthus australis</i> , <i>Polypodium aureus</i> , <i>Polystichum</i> , <i>Pteris ensiformis</i> , <i>Tolmiea menziesii</i> . Prior to treating large plantings, spray a small amount and observe for 2 weeks for varietal phytotoxicity. Phytotoxicity may result on certain varieties of Poinsettias, if Acephate 90 Prill Select is applied after bract formation.
	Mealybugs Thrips Whiteflies	0.54 lb. (8.64 oz.)	As the insects start to appear. To control mealybugs and whiteflies, a repeat treatment at a 2-week interval may be necessary.	
	Scale (Crawlers)	0.54 lb. (8.64 oz.)	As crawlers start to appear. Where continuous crawler production exists, repeat treatments may be necessary at a 2 week or more interval.	
	Sweet Potato Whiteflies (Except CA)	0.27 lb. (4.32 oz.) plus Tame® 2.4 EC Spray 10 2/3 fl. oz. (0.216 lb. a.i.)	Apply when insects start to appear. With well-established populations, treat once with the tank mix and follow with Tame® alone at 16 fl. oz. per 100 gals. 5 to 7 days later. See Tame® label for directions.	



PRIME SOURCE

Manufactured By:
Prime Source, LLC
P.O. Box 250
10025 US 264 Alternate
Middlesex, NC 27557



ACEPHATE 90 PRILL SELECT™

INSECTICIDE


COMMERCIAL GREENHOUSE FLORAL AND FOLIAGE PLANT CROPS

Plants	Insects	Amount per 100 gals. per acre	Application Timing	Application Instructions
Carnations Chrysanthemums Roses	Aphids Thrips	0.54 lb. (8.64 oz.)	As aphids start to appear. As thrips start to appear or at the tight flower bud stage. Repeat treatments may be needed.	Using a hydraulic sprayer, apply the stated amount of spray in 100 gals. of water as a full coverage spray. Caution: Phytotoxicity has occurred on the following Chrysanthemum varieties: Albatross, Bonnie Jean, Dixie, Garland, Gem, Iceberg, Pride, Showoff, Statesman, Tally Ho, Westward Ho, and Wild Honey. Prior to treating large Chrysanthemum plantings, spray a small amount and observe for 2 weeks for varietal phytotoxicity. Restrictions: <ul style="list-style-type: none">• Carnations & Chrysanthemums: Do not apply more than once every 28 days.• Due to the possibility of flower damage, do not apply to Chrysanthemums and Roses with open flowers.



PRIME SOURCE

Manufactured By:
Prime Source, LLC
P.O. Box 250
10025 US 264 Alternate
Middlesex, NC 27557



ACEPHATE 90 PRILL SELECT™

INSECTICIDE

STORAGE AND DISPOSAL

Do not contaminate water, food, or feed by storage, disposal, or cleaning of equipment. Open dumping is prohibited.

Pesticide Storage: Keep pesticide in original container. Do not put concentrate or dilute into food or drink containers. Store in cool, dry place. Protect from excessive heat. Do not contaminate food or foodstuffs. Do not store or transport near feed or food. For help with any spill, leak, fire or exposure involving this material, call CHEMTREC 1-800-424-9300.

Pesticide Disposal: Wastes resulting from the use of this product may be disposed of on site or at an approved waste disposal facility.

[Plastic bottles packaging:]

Container Handling: Nonrefillable container. Do not reuse or refill this container. Triple rinse or pressure rinse container (or equivalent) promptly after emptying. Triple rinse as follows: Empty the remaining contents into application equipment or a mix tank. Fill the container 1/4 full with water and recap. Shake for 10 seconds. Pour rinsate into application equipment or a mix tank.

Drain for 10 seconds after the flow begins to drip. Repeat this procedure two more times. Pressure rinse as follows: Empty the remaining contents into application equipment or a mix tank. Hold container upside down over application equipment or mix tank or collect rinsate for later use or disposal. Insert pressure rinsing nozzle in the side of the container, and rinse at about 40 PSI for at least 30 seconds. Drain for 10 seconds after the flow begins to drip.

Once triple rinsed, recycle if available. Some agricultural pesticide containers can be taken to a container collection site or picked up for recycling. To find the nearest site, contact your chemical dealer or manufacturer. If recycling is not available, dispose of in a sanitary landfill or by incineration if allowed by State and local ordinances.

[Fiber Drums with Liners:]

Container Handling: Nonrefillable container. Do not reuse or refill this container. Completely empty liner by shaking and tapping sides and bottom to loosen clinging particles. Empty residue into the handling or application equipment. Then offer for recycling if available, or dispose of liner in a sanitary landfill, or by incineration, or by other procedures allowed by State and local authorities. If drum is contaminated and cannot be reused, dispose of it in the manner required for its liner.

LIMITATION OF WARRANTY AND LIABILITY

Read the entire direction for use, conditions of warranties and limitations of liability before using this product. If terms are not acceptable, return the unopened product container at once. By using this product, user or buyer accepts the following **CONDITIONS, DISCLAIMER OF WARRANTIES, and LIMITATIONS OF LIABILITY.**

CONDITIONS: The directions for use of this product are believed to be adequate and must be followed carefully. However, it is impossible to eliminate all risk associated with the use of this product. Crop injury, ineffectiveness or other unintended consequences may result because of such factors as weather conditions, presence of other materials, or the manner of use or application, all of which are beyond the control of Prime Source, LLC. To the extent consistent with applicable law, all such risks shall be assumed by the user or buyer.

DISCLAIMER OF WARRANTIES: To the extent consistent with applicable law, Prime Source, LLC makes no other warranties, express or implied, of merchantability or of fitness for a particular purpose or otherwise, that extend beyond the statements made on this label. No agent of Prime Source, LLC is authorized to make any warranties beyond those contained herein or to modify the warranties contained herein. To the extent consistent with applicable law, Prime Source, LLC disclaims any liability whatsoever for special, incidental or consequential damages resulting from the use or handling of this product.

LIMITATIONS OF LIABILITY: To the extent consistent with applicable law, the exclusive remedy of the user or buyer for any and all losses, injuries or damages resulting from the use or handling of this product, whether in contract, warranty, tort, negligence, strict liability or otherwise, shall not exceed the purchase price paid or at Prime Source, LLC's election, the replacement of product.

All other trademarks are the property of their respective owners.

EPA28/June/2018; v1_091018



Manufactured By:
Prime Source, LLC
P.O. Box 250
10025 US 264 Alternate
Middlesex, NC 27557