

HALO 75 WDG SELECT™

HERBICIDE

Halo 75WDG Select is a herbicide for selective pre-emergent and post-emergent control of listed weeds including both broadleaf weeds and nutsedge in turfgrasses (established lawns, ornamental turfgrass, landscaped areas, commercial and residential turfgrass), and other non-crop sites (including airports, cemeteries, fallow areas, golf courses, landscaped areas, public recreation areas, residential property, roadsides, school grounds, sod or turf seed farms, sports fields, landscaped areas with established woody ornamentals, fairgrounds, race tracks, tennis courts, campgrounds and rights-of-way).

ACTIVE INGREDIENT	% BY WT
Halosulfuron-methyl	75.0%
OTHER INGREDIENTS:.....	25.0%
Total	100.0%

GROUP	2	HERBICIDE
--------------	----------	------------------

KEEP OUT OF REACH OF CHILDREN CAUTION

Si usted no entiende la etiqueta, busque a alguien para que se la explique a usted en detalle.
(If you do not understand the label, find someone to explain it to you in detail)

FIRST AID	
IF IN EYES:	<ul style="list-style-type: none"> • Hold eye open and rinse slowly and gently with water for 15-20 minutes. • Remove contact lenses, if present, after the first 5 minutes, then continue rinsing eye. • Call poison control center or physician for treatment advice.
IF SWALLOWED:	<ul style="list-style-type: none"> • Call poison control center or physician immediately for treatment advice. • Remove visible particles from mouth. • Have person rinse mouth thoroughly with water, spit out rinse water. • Have person sip a glass of water if able to swallow. • Do not induce vomiting unless told to do so by the poison control center or doctor. • Do not give anything by mouth to an unconscious person.
HOT LINE NUMBER	
Have the product container or label with you when calling a poison control center or physician, or going for treatment. For medical emergencies involving this product, call CHEMTREC® toll free 1-800-424-9300.	

[Optional referral statements when booklets and container labels are used:

See Panel for First Aid Instructions and booklet for complete Precautionary Statements and Directions For Use.


See label booklet for complete Precautionary Statements, Directions For Use, and Storage and Disposal.

See label booklet for additional Precautionary Statements, Directions For Use, and Storage and Disposal.

See label booklet for complete Directions For Use.]



Manufactured By:
Prime Source, LLC
10025 US 264 Alternate
Middlesex, NC 27557



HALO 75 WDG SELECT™

HERBICIDE

**PRECAUTIONARY STATEMENTS
HAZARDS TO HUMANS AND DOMESTIC ANIMALS
CAUTION**

Causes moderate eye irritation. Harmful if swallowed. Avoid contact with eyes or clothing. Wash thoroughly with soap and water after handling and before eating, drinking, chewing gum, using tobacco, or using the toilet.

PERSONAL PROTECTIVE EQUIPMENT (PPE)

Applicators and other handlers must wear:

- Long-sleeved shirt and long pants,
- Shoes plus socks.

Follow manufacturer's instructions for cleaning/maintaining PPE. If no such instructions for washables exist, use detergent and hot water. Keep and wash PPE separately from other laundry.

ENGINEERING CONTROL STATEMENTS:

When handlers use closed systems, or enclosed cabs, or aircraft in a manner that meets the requirements listed in the Worker Protection Standard (WPS) for agricultural pesticides [40 CFR 170.240 (d) (4-6)], the handler PPE requirements may be reduced or modified as specified in the WPS.

USER SAFETY RECOMMENDATIONS

Users should:

- Remove PPE immediately after handling this product.
- Wash the outside of the gloves before removing.
- As soon as possible, wash thoroughly and change into clean clothing.
- Remove clothing/PPE immediately if pesticide gets inside. Then wash thoroughly and put on clean clothing.

ENVIRONMENTAL HAZARDS

This product is toxic to non-target vascular plants and may adversely impact the forage and habitat of non-target organisms, including pollinators, in areas adjacent to the treated area. Protect the forage and habitat of non-target organisms by minimizing spray drift. For further guidance and instructions on how to minimize spray drift, refer to the SPRAY DRIFT MANAGEMENT section of this label. Do not apply directly to water, to areas where surface water is present or to intertidal areas below the mean high water mark. Do not contaminate water when cleaning equipment or disposing of equipment washwaters or rinsate.

Groundwater advisory


This chemical has properties and characteristics associated with chemicals detected in groundwater. The use of this chemical in areas where soils are permeable, particularly where the water table is shallow, may result in groundwater contamination. Halosulfuron-methyl is known to leach through soil into ground water under certain conditions as a result of label use. This chemical may leach into groundwater if used in areas where soils are permeable, particularly where the water table is shallow.

Surface water advisory

This product may impact surface water quality due to runoff of rain water. This is especially true for poorly draining soils and soils with shallow ground water. This product is classified as having high potential for reaching surface water via runoff for several months or more after application. A level, well-maintained vegetative buffer strip between areas to which this product is applied and surface water features such as ponds, streams, and springs will reduce the potential loading of halosulfuron-methyl from runoff water and sediment. Runoff of this product will be greatly reduced by avoiding applications when rainfall or irrigation is expected to occur within 48 hours.

Windblown Soil Particles

This product has the potential to move off-site due to wind erosion. Soils that are subject to wind erosion usually have a high silt and/or fine to very fine sand fractions and low organic matter content. Other factors which can affect the movement of windblown soil include the intensity and direction of prevailing winds, vegetative cover, site slope, rainfall, and drainage patterns. Avoid applying this product if prevailing local conditions may be expected to result in off-site movement.



HALO 75 WDG SELECT™

HERBICIDE

DIRECTIONS FOR USE

It is a violation of Federal law to use this product in any manner inconsistent with its labeling. This product can only be used in accordance with the Directions for Use on this label.

Do not apply this product in a way that will contact workers or other persons, either directly or through drift. Only protected handlers may be in the area during application. For any requirements specific to your State or Tribe, consult the agency responsible for pesticide regulation.

Read the entire label before using this product. Use only according to label instructions.

AGRICULTURAL USE REQUIREMENTS

Use this product only in accordance with its labeling and with the Worker Protection Standard, 40 CFR Part 170. This Standard contains requirements for the protection of agricultural workers on farms, forest, nurseries and green houses, and handlers of agricultural pesticides. It contains requirements for training, decontamination, notification and emergency assistance. It also contains specific instructions and exceptions pertaining to the statements on the label about personal protective equipment (PPE), restricted-entry interval. The requirements in this box only apply to uses of this product that are covered by the Worker Protection Standard.

Do not enter or allow worker entry into treated areas during this restricted-entry interval (REI) of 12 hours.

Exception: If the product is soil-injected or soil-incorporated, the Worker Protection Standard, under certain circumstances, allows workers to enter the treated area if there will be no contact with anything that has been treated.

PPE required for early entry to treated areas that is permitted under the Worker Protection Standard and that involves contact with anything that has been treated, such as plants, soil or water, is:

- Coveralls
- Shoes plus socks
- Chemical-resistant gloves, such as nitrile rubber, neoprene rubber or polyethylene

NON-AGRICULTURAL USE REQUIREMENTS

The requirements in this box apply to uses of this product that are NOT within the scope of the Worker Protection Standard for agricultural pesticides (40 CFR Part 170). The WPS applies when this product is used to produce agricultural plants on farms, forests, nurseries, or greenhouses.

Keep people and pets off treated areas until spray solution has dried

PRODUCT INFORMATION

Halo 75WDG Select is a sulfonylurea herbicide that works by inhibition of acetolactate synthase (ALS). Many factors such as application rate, weed species, weed pressure, conditions of weeds including size and climatic factors impact the degree of weed control. Applications made to actively growing weeds at the early stages of development as described below will optimize performance. In post-emergent weed applications, early treatment is best to control the weeds vying (competing) with the crop.

Halo 75WDG Select is quick to act on targeted weeds by stunting growth allowing the crop to overtake the development of the targeted weeds. Once the development of the targeted weeds is stunted, the leaves and growing point begin to discolor and die. Complete control typically occurs within 7 to 14 days depending on the weed size, species and growing conditions. Depending on the stage and development of the targeted weeds, control generally takes place in 7 to 14 days.


Resistance Management Guidance

Halo 75WDG Select is a Group 2 herbicide. Any weed population may contain or develop plants naturally resistant to **Halo 75WDG Select** and other Group 2 herbicides. Weed species with acquired resistance to Group 2 may eventually dominate the weed population if Group 2 herbicides are used repeatedly in the same field or in successive years as primary method of control for target species. This may result in partial or total loss of control of those species by **Halo 75WDG Select** or other Group 2 herbicides.



PRIME SOURCE

Manufactured By:
Prime Source, LLC
10025 US 264 Alternate
Middlesex, NC 27557



HALO 75 WDG SELECT™

HERBICIDE

To delay resistance consider:

- Avoiding the consecutive use of Halo 75WDG Select or other target site action Group 2 herbicides that have a similar target site of action, on the same weed species.
- Using tank-mixtures or premixes with herbicides from different target site of action Groups as long as the involved products are all registered for the same use, have different sites of action, and are both effective at the tank mix or prepack rate on the weed(s) of concern.
- Basing herbicide use on a comprehensive IPM program.
- Monitoring treated weed populations for loss of field efficacy.
- Contacting your local extension specialist, certified crop advisor, and/or manufacturer and/ or integrated weed management specialist for specific crops and resistant weed biotypes.

MIXING INSTRUCTIONS

Halo 75WDG Select is a water dispersible granule designed to be diluted with water at the rates listed in the specific crop use directions. Fill the spray tank with approximately 1/2 of the desired volume with water or carrier. With the agitation operating, add the specified amount of the formulation as listed in the targeted crop use directions. Complete the filling process while maintaining agitation. Remove the hose from the mixing tank immediately after filling to avoid siphoning back into the carrier source. Add nonionic surfactant and other spray additives as the last ingredients in the tank. Allow time to fully disperse.

Since this product forms a suspension in water, it is important to maintain good agitation during mixing and spraying. If the spray suspension is allowed to settle for a short period of time, be sure to agitate the spray suspension for a minimum 10 minutes. Apply spray solutions within 24 hours after mixing.

[Mixing Instruction for additional packaging options.]

[INSTRUCTIONS FOR WATER DISPERSIBLE GRANULE IN 1.3 OUNCE BOTTLE]

Mix 0.03 ounces (0.9 gram) of this product (using the measuring scoop provided) in 1 - 2 gallons of water to treat 1,000 sq. ft. Add 2 teaspoons (1/3 fluid ounce) of nonionic surfactant per gallon of water. Measure this product as a level and not a rounded scoop. Mix or shake thoroughly for at least two minutes to completely disperse this product. To ensure that this product remains thoroughly mixed while spraying, occasionally shake the spray suspension.

Spray Additives

Spray additives such as nonionic surfactant (NIS) are used with Halo 75WDG Select to improve performance. The typical nonionic surfactant contains a minimum of 80% NIS and is accepted by the EPA for use on food crops. The use rate is 0.25 to 0.5% NIS concentrate (1 to 2 quarts per 100 gallons of spray mixture). Always use NIS in the spray mixture.

For specific details, consult the use site directions.

Use Rate Equivalency


Since Halo 75WDG Select contains 75% active ingredient per lb. of product, the following table expresses the use rate equivalency of oz. of this product in term of lb. active ingredient on an acre basis.

OZ. OF PRODUCT PER ACRE	LB. ACTIVE INGREDIENT PER ACRE
0.5	0.0235
0.66	0.031
1	0.047
1.33	0.062
2	0.094
2.66	0.125
5.33	0.250



PRIME SOURCE

Manufactured By:
Prime Source, LLC
10025 US 264 Alternate
Middlesex, NC 27557



HALO 75 WDG SELECT™

HERBICIDE

Application Methods

Apply this product by ground to produce uniform coverage on growing weeds or soil to achieve consistent weed control.

Uniform, thorough spray coverage is important to achieve consistent weed control. Calibrate application equipment according to manufacturer's specifications. Use nozzle type arrangements that provide optimum spray distribution and maximum coverage while avoid contact to sensitive crop foliage.

For applications prior to the emergence of crops and target weeds, applicators are required to use a coarse or coarser droplet size (ASABE S572.1). For all other applications, applicators are required to use a medium or coarser droplet size (ASABE S572.1).

Thoroughly clean application equipment immediately after use and prior to spraying a crop other than corn or grain sorghum. See **Spray Equipment Cleanout** section of this label for complete details.

Ground Applications

When **Halo 75WDG Select** is applied by ground equipment, use in a minimum of 10 gallons of water per acre for a broadcast application. In dense weed populations and thick canopy cover, higher spray volumes are necessary, e.g., 15 - 20 gallons of water per acre. Use the proper spray volume and nozzles that will ensure thorough and uniform coverage of the targeted weeds. Use directed applications to avoid contacting sensitive crop foliage. Select nozzles that will provide optimum spray volume, distribution and coverage at a pressure (psi) that minimizes spray drift. Inspect nozzle distribution during application to avoid streaking and overspray. Apply with the nozzle height recommended by the manufacturer, but no more than 4 feet above the ground.

APPLICATION BY GROUND

THE APPLICATOR IS RESPONSIBLE FOR AVOIDING OFF-SITE SPRAY DRIFT. BE AWARE OF NEARBY NON-TARGET SITES AND ENVIRONMENTAL CONDITIONS. Do not allow this product to drift onto neighboring crops or non-crop area or use in a manner or at a time other than in accordance with label directions because animal, plant or crop injury, illegal residues or other undesirable results may occur.

The interaction of many equipment- and weather-related factors determine the potential for spray drift. The applicator and the grower are responsible for considering all these factors when making decisions. Where states have more stringent regulations, they must be observed.

Importance of Droplet Size

An effective way to reduce spray drift is to apply large droplets. Use the largest droplets that provide target pest control. While applying larger droplets will reduce spray drift, the potential for drift will be greater if applications are made improperly or under unfavorable environmental conditions.

Sensitive Areas:

Use pesticide products adjacent to sensitive areas only when there is minimal potential for drift or off-target movement, e.g. wind is blowing away from non-target crops, residential areas, known habitats for threatened or endangered species, etc.

In California (only), particularly sensitive crops are identified as cotton and prunes. In applications near these sensitive crops utilize the following buffer zones:

- Ground application shall not be made closer than 1 mile from sensitive crops unless wind direction during the application is away from sensitive crops. When wind direction during the ground application is away from sensitive crops, ground application shall not be made closer than 0.5 mile from sensitive crops.

Spray Equipment Cleanout

The mix tank and spray equipment cleanout is an important stewardship activity to avoid injury to desirable crops. It is important to clean all mixing and spraying equipment immediately after use and before using pesticide products including Halo 75WDG Select. This is especially important prior to spraying a crop other than grain sorghum and corn.


To clean the spraying equipment, follow the procedure outlined below:

- Completely drain the mix tank and/or sprayer, and then wash thoroughly the tank, sprayer, boom and nozzles with clean water. Drain the system again.



PRIME SOURCE

Manufactured By:
Prime Source, LLC
10025 US 264 Alternate
Middlesex, NC 27557



HALO 75 WDG SELECT™

HERBICIDE

- Fill the mixing or spray tank half full with clean water and add domestic ammonium, normally a 3% solution, at a dilution rate of 1% vol/vol ammonium or 1 gallon per 100 gallons of rinsate.
- Completely fill the tank(s) with additional clean water. Agitate and recirculate and flush out the boom and hoses. Let the system run for 10 - 15 minutes. Drain the system completely.
- Remove nozzles and screens and dislodge any visible solid material. Then soak them in a 1% vol/vol ammonium solution. Inspect the nozzles and screen and remove any visual residues.
- Repeat the above procedure for a second time.
- Flush the mix tank and/or sprayer, boom and hoses with clean water. Drain the system again and inspect for any visible residues. If present, repeat the cleaning cycle again.
- If the rinsate cannot be disposed of by use according to label instructions, contact your State Pesticide or Environmental Control Agency, or the Hazardous Waste representative at the nearest EPA Regional Office for guidance.

Tank Mixtures

To improve this product's effectiveness, apply in combination with other pesticide products that are registered for the same crop and application techniques.

A list of potential herbicide tank mixture partners is provided in the use direction section under each crop. This list is an example of products used but is not an all-inclusive list. For current information on the best tank mixture partner in your area, consult with the local dealer, distributor or State Agricultural Extension service.

It is the pesticide user's responsibility to ensure that all products in the listed mixtures are registered for the intended use. Users must follow the most restrictive directions for use and precautionary statements of each product in the tank mixture.


If **Halo 75WDG Select** is to be tank mixed with other herbicides, conduct a compatibility test prior to mixing. Use a small container and mix all components in a small amount, usually 0.5 to 1 qt. of spray. Combine all products in the same ratio and order of addition as in the proposed spray mixture. Observe the mixture for indication of incompatibility which usual occurs in 10 to 30 minutes after mixing. If incompatibility is observed, try changing the order of addition of the components. The guideline on tank mixture partners is driven by formulation type. Start with wettable powders (WP's) including water soluble bags (WSB's), water dispersible granules (WDG's), suspension concentrated (SC's) or flowable (F's), all with very good agitation. Next follow with water miscible concentrates and emulsifiable concentrates (EC's) before adding drift control additives, nonionic surfactants (NIS's) or crop oil concentrates (COC's). After vigorous agitation, there must be a homogeneous suspension. Let the final tank mixture stand and observe for any rapid settling or floating of components. If any indications of physical incompatibility develop, do not use this mixture for spraying.

Application Restrictions

- Do not use air assisted (air blast) sprayers to apply this product.
- Do not apply this product through any type of irrigation system.
- Do not apply more than 5 1/3 oz. of this product (0.25 lb. active ingredient) per acre per use season on turf.
- Do not allow this product to drift outside of targeted area.
- Do not apply tank mixtures if the turf is under severe stress due to drought, water-saturated soils, poor fertility (especially low nitrogen levels), hail, frost, insects or when the maximum daytime temperature is above 92°F.
- Do not use if the target weeds or turf are under stress due to drought, water saturated soils, low fertility (especially low nitrogen levels) or other poor growing conditions.

Application Precautions

- Increase in turf injury may result if the seeding depth is too shallow and excessive amounts of water (greater than 1 inch) from rainfall or sprinkler irrigation occurs.
- Avoid spraying when conditions favor rainfall or using overhead sprinkler irrigation within 4 hours of this application.
- Loss in effectiveness or crop injury may result if weeds are under drought, stress, disease or insect damage.



HALO 75 WDG SELECT™

HERBICIDE

- Under cool and wet growing conditions that delay early seedling emergence, vigor or growth, this product may cause injury or crop failure. These conditions are likely to occur during the first planting of the season.
- The maturity of the turf may be delayed by use of this product.
- Use nozzles and pressures that minimize the production of fine particles that drift outside of the targeted area.
- Applications of this product may cause temporary yellowing or stunting of the turf.
- In California and Arizona due to environmental conditions that delay degradation of this product, extend the crop rotation intervals on drip irrigated crops.
- When this product is applied over-the-top of a blooming turf, bloom loss may occur under certain environmental conditions.
- If rainfall or irrigation occurs within 4 hours after application, reduce effectiveness may occur.
- Avoid disturbing (e.g. cultivation) treated areas for at least 7 days following application.

For Best Performance

Many factors such as application rate, weed species, weed pressure, conditions of weeds including size and climatic conditions impact the degree of weed control. Applications made to actively growing weeds at the early stages of development as described below will optimize performance. In post-emergent weed applications, early treatment is best to control the weeds vying (competing) with the crop. For residual control from early post-emergent treatments a second application may be needed to control later germination of weeds.

Halo 75WDG Select is quick to act on targeted weeds by stunting growth allowing the crop to overtake the development of the targeted weeds. Once the development of the targeted weeds is stunted, the leaves and growing point begin to discolor and die. Complete control typically occurs within 7 to 14 days depending on the weed size, species and growing conditions. Depending on the stage and development of the targeted weeds, control generally takes place in 7 to 14 days.


When using spray additives, carefully follow the listed use instructions.

- In post-emergence applications:
 - o Better control is obtained when applied early to actively growing, small (1-3 inches in height) broadleaf weeds. Large broadleaf weeds may not be adequately controlled.
 - o Nutsedge plants are best controlled at the actively growing, 3 - 5 leaf stage.
 - o After a post-emergence application, delay overhead sprinkler irrigation for 2 to 3 days.
 - o If weeds are under drought, stress, disease, or insect damage, do not use.
- Under heavy weed infestation, use early before the weeds become too competitive with the crop.
- Annual weeds may have multiple flushes of seedlings, or treated perennials may sometimes re-grow from underground stems or roots, depending upon rainfall and other environmental conditions. To maximize control of such weeds, apply a sequential application of this product.



PRIME SOURCE

Manufactured By:
Prime Source, LLC
10025 US 264 Alternate
Middlesex, NC 27557



HALO 75 WDG SELECT™

HERBICIDE

CROP	RATE OZ./ACRE	PHI	RESTRICTIONS
TURFGRASSES (established lawns, ornamental turfgrass, landscaped areas, commercial and residential turfgrass) AND OTHER NON-CROP SITES (including airports, cemeteries, fallow non-crop areas, golf courses, landscaped areas, public recreation areas, residential property, roadsides, school grounds, sod or turf seed farms, sports fields, landscaped areas with established woody ornamentals, fairgrounds, race tracks, tennis courts, campgrounds and rights-of-way)	0.66 - 1.33		Do not make more than 4 applications per use season. Do not apply more than 5 oz. of this product (0.25 lb. active ingredient) per acre per use season. Do not apply this product through any type of irrigation system. Do not apply this product by air. Do not use on sod or turf seed farms in OR and WA. In California: Do not make more than 2 applications per use season. Do not apply more than 2 oz. of this product (0.25 lb. active ingredient) per acre per use season. Do not mow turfgrass for 2 days before or 2 days after application for best results. Do not apply this product to golf course putting greens. Do not exceed the specified amount of spray additive due to the potential for turf injury at higher rates.

Broadcast Treatment:

Cover the treatment area with sufficient water to provide uniform coverage and distribution of the spray mixture to the weeds. Use 0.25 - 0.5% nonionic surfactant (1 - 2 qts. per 100 gallons of spray suspension) for broadcast applications. For high volume applications, do not exceed 1 qt. of spray additive per acre.

Spot Applications:

Add 2 teaspoons (1/3 fl. oz.) of nonionic surfactant per gallon of water. Use only nonionic surfactants which contain at least 80% active material.

Refer to the spray additive label and observe all precautions, restrictions, mixing and application instructions.

**Pre-Emergent Weed Activity Table
Halo 75WDG Select
by Weed Species**

COMMON NAME	SCIENTIFIC NAME	CONTROL	SUPPRESSION	COMMENTS
	<i>Kyllinga</i> spp.		YES	
Nutsedge, yellow		YES		Heavy infestation requires sequential applications.
Nutsedge, purple		YES		Heavy infestation requires sequential applications.


Turfgrass

Use this product on well-established seeded, sodded or sprigged turfgrass for the post-emergent control of nutsedge, e.g. yellow and purple. The turf needs to develop a good root system and uniform stand before application. If needed, over-seed treated areas with annual or perennial ryegrass or bermudagrass 2 weeks after application.



PRIME SOURCE

Manufactured By:
 Prime Source, LLC
 10025 US 264 Alternate
 Middlesex, NC 27557



HALO 75 WDG SELECT™

HERBICIDE

Broadcast Treatments – After nutsedge has reached the 3 - 8 leaf stage of growth, apply 2/3 - 1 1/3 oz., of this product per acre. For light infestations use the lower specified rate and heavy infestations use the higher specified rate.

Sequential Treatments – To maximize the control of nutsedge, a second post-emergent spot or broadcast spray is applied 6 - 10 weeks after the initial treatment to the areas where nutsedge has re-grown or emerged. After nutsedge has reached the 3 - 8 leaf stage of growth, apply 2/3 - 1 1/3 oz., of this product per acre. For light infestations use the lower specified rate and heavy infestations use the higher specified rate. Use a spot treatment application for localized control of newly emerged nutsedge. For spot treatments, mix 0.03 oz. (0.9 gram) of this product in 1 - 2 gallons of water to treat 1,000 sq. ft.

Woody Ornamentals in Landscaped Areas

Use this product as a post-directed spray at the specified use rates around established woody ornamental plants in landscaped areas. If applications are to be made to transplanted woody ornamentals, allow 3 months after transplanting before applying this product.

Fallow Treatments

This product may be used on fallow areas prior to establishing turfgrass plants. Wait 4 weeks between application and seeding or sodding of turfgrass.

Precautions:

This product is effective if no rainfall occurs within 3 hours, but best results are obtained with no rainfall or irrigation for at least 4 hours.

When transplanted into landscaped areas treated with this product, flowers, ornamentals plants and shrubs may be injured. Avoid contact of the spray containing this product to desirable flowers, ornamentals, shrubs or trees as discoloration, severe foliar injury or death may result.

Avoid application of this product when turfgrass or nutsedge is under stress since turf injury and poor nutsedge control may occur.

Turfgrass Renovation

For turfgrass renovations, apply at oz. per acre in combination with glyphosate herbicide formulations labeled for turfgrass renovation. This is for a non-selective pre-plant burndown of emerged annual grasses, broadleaf weeds, and nutsedge.

Wait 4 weeks between application and seeding or sodding of turfgrass.

It is the pesticide user's responsibility to ensure that all products in the listed mixtures are registered for the intended use. Users must follow the most restrictive directions for use and precautionary statements of each product in the tank mixture.


CROP	RATE OZ./ ACRE	PHI	RESTRICTIONS
ROADSIDES, RIGHTS-OF-WAY, TANK FARMS, LUMBERYARDS, FUEL STORAGE AREAS, FALLOW NON-CROP LAND, AND FENCE ROWS	2.66		Do not make more than 2 applications per 12-month period. Do not apply more than 5 oz. of this product (0.25 lb. active ingredient) per acre per 12-month period. Do not apply this product through any type of irrigation system. Do not apply this product by air.

For spray applications, cover the treatment area with sufficient water to provide uniform coverage and distribution of the spray mixture to the weeds. Use 0.25 - 0.5% nonionic surfactant (1 - 2 quarts per 100 gallons of spray solution) for broadcast applications.



PRIME SOURCE

Manufactured By:
Prime Source, LLC
10025 US 264 Alternate
Middlesex, NC 27557



HALO 75 WDG SELECT™

HERBICIDE

Pre-Emergent Weed Activity Table
Halo 75WDG Select
by Weed Species

COMMON NAME	SCIENTIFIC NAME	CONTROL	SUPPRESSION	COMMENTS
Cocklebur, common	<i>Xanthium strumarium</i>		YES	
Horsetail	<i>Equisetum arvense</i>	YES	YES	Control if weeds are less than 6 inches tall. Suppression if weeds are greater than 6 inches tall.
Pigweed, redroot	<i>Amaranthus retroflexus</i>		YES	
Pigweed, smooth	<i>Amaranthus hybridus</i>		YES	
Ragweed, common	<i>Ambrosia artemisiifolia</i>		YES	
Ragweed, giant	<i>Ambrosia trifida</i>		YES	
Sunflower	<i>Helianthus annuus</i>		YES	
Velvetleaf	<i>Abutilon theophrasti</i>		YES	

For post-emergence control of horsetail (*Equisetum arvense*), apply 2 2/3 oz. of this product per acre or 0.06 oz.(1.8 grams) of this product per 1,000 square feet (0.125 lb. active ingredient per acre) after horsetail has leafed out. Within 14 days after application, signs of herbicide effect will appear as a necrotic ring at the base of the plant, even though the leaves and stems remain green and a deep leathery green in color.

For a non-selective burndown of emerged annual grasses, broadleaf weeds and nutsedge, use this product in combination with glyphosate herbicide formulations labeled for these same uses.

It is the pesticide user's responsibility to ensure that all products in the listed mixtures are registered for the intended use. Users must follow the most restrictive directions for use and precautionary statements of each product in the tank mixture.

STORAGE AND DISPOSAL

Do not contaminate water, food or feed by storage or disposal.

PESTICIDE STORAGE: Store in a dry and secure location. [Add for water soluble packaging] Do not store at temperatures below 32°F (0°C). Rough handling may cause breakage, especially at low temperatures. Do not allow inner bag to become wet during storage. Do not handle inner bag with wet gloves.

PESTICIDE DISPOSAL: Pesticide wastes are acutely hazardous. Improper disposal of excess pesticide, spray mixture or rinsate is a violation of Federal law. If these wastes cannot be disposed of by use according to label instructions, contact your State Pesticide or Environmental Control Agency, or the Hazardous Waste representative at the nearest EPA Regional Office for guidance.

[Plastic bottles packaging:]


CONTAINER HANDLING: Nonrefillable container. Do not reuse or refill this container. Triple rinse or pressure rinse container (or equivalent) promptly after emptying. Triple rinse as follows: Empty the remaining contents into application equipment or a mix tank. Fill the container 1/4 full with water and recap. Shake for 10 seconds. Pour rinsate into application equipment or a mix tank. Drain for 10 seconds after the flow begins to drip. Repeat this procedure two more times. Pressure rinse as follows: Empty the remaining contents into application equipment or a mix tank. Hold container upside down over application equipment or mix tank or collect rinsate for later use or disposal. Insert pressure rinsing nozzle in the side of the container, and rinse at about 40 PSI for at least 30 seconds. Drain for 10 seconds after the flow begins to drip.

Once triple rinsed, recycle if available. Some agricultural pesticide containers can be taken to a container collection site or pick up for recycling. To find the nearest site, contact your chemical dealer or manufacturer. If recycling is not available, dispose of in a sanitary landfill or by incineration if allowed by State and local ordinances.



PRIME SOURCE

Manufactured By:
Prime Source, LLC
10025 US 264 Alternate
Middlesex, NC 27557



HALO 75 WDG SELECT™

HERBICIDE

LIMITATION OF WARRANTY AND LIABILITY

Read the entire direction for use, conditions of warranties and limitations of liability before using this product. If terms are not acceptable, return the unopened product container at once. By using this product, user or buyer accepts the following **CONDITIONS, DISCLAIMER OF WARRANTIES, and LIMITATIONS OF LIABILITY.**

CONDITIONS: The directions for use of this product are believed to be adequate and must be followed carefully. However, it is impossible to eliminate all risk associated with the use of this product. Crop injury, ineffectiveness or other unintended consequences may result because of such factors as weather conditions, presence of other materials, or the manner of use or application, all of which are beyond the control of Prime Source, LLC. To the extent consistent with applicable law, all such risks shall be assumed by the user or buyer.

DISCLAIMER OF WARRANTIES: To the extent consistent with applicable law, Prime Source, LLC makes no other warranties, express or implied, of merchantability or of fitness for a particular purpose or otherwise, that extend beyond the statements made on this label. No agent of Prime Source, LLC is authorized to make any warranties beyond those contained herein or to modify the warranties contained herein. To the extent consistent with applicable law, Prime Source, LLC disclaims any liability whatsoever for special, incidental or consequential damages resulting from the use or handling of this product.

LIMITATIONS OF LIABILITY: To the extent consistent with applicable law, the exclusive remedy of the user or buyer for any and all losses, injuries or damages resulting from the use or handling of this product, whether in contract, warranty, tort, negligence, strict liability or otherwise, shall not exceed the purchase price paid or at Prime Source, LLC's election, the replacement of product.



PRIME SOURCE

Manufactured By:
Prime Source, LLC
10025 US 264 Alternate
Middlesex, NC 27557