




# DOSAGE CHART





*"Nature is infinitely creative. It is always producing the possibility of new beginnings."*

– Marianne Williamson



	APPLICATION INSTRUCTIONS	RECOMMENDED SIZE
<b>General Maintenance</b>	<p><b>Daily</b> 1 drop per gallon -or- 1 oz. per 100 gallons</p> <p><b>Weekly / Monthly</b> depending on your plant's needs. ¼ tsp. per gallon for smaller jobs -OR- 3 oz. per 100 gallons for larger jobs</p>	<p>Let us help you select the size that best suits your needs.</p>
<b>Transplanting</b>	<p>For best results, use before and after transplanting. <i>Soak, plant, soak!</i></p> <p><b>Flowers &amp; Tender Plants</b> ¼ tsp. per gallon</p> <p><b>Trees &amp; Woody Shrubs</b> 1 tsp. per gallon (16 oz. per 100 gallons) See individual sections below for more detail!</p>	 <p><b>Gallon</b></p>
<b>Trees &amp; Woody Shrubs</b>	<p><b>Tip:</b> Fewer long soaks are better than several shallow waterings.</p> <p><b>Maintenance</b> 1/4 tsp. per gallon</p> <p><b>Reviving Trees</b> 1 tsp. per gallon / 16 oz. per 100 gallon</p> <p><b>Foliar Spray</b> 3 oz. per 100 gal for maintenance 12 - 20 oz. per 100 gal to revive trees Spray both sides of leaves for full absorption.</p> <p><b>Transplanting</b> 1 tsp. per gallon before and after transplanting</p>	 <p><b>Quart - Gallon</b></p> 

	APPLICATION INSTRUCTIONS	RECOMMENDED SIZE
<p><b>Trees &amp; Woody Shrubs</b></p>	<p><b>Bare Root Planting</b>  <b>1 tsp. per gallon</b>            Soak in prepared hole using Superthrive mixture for 15 minutes.</p> <p><b>Root Ball</b>  <b>1 tsp. per gallon -or- 12 - 20 oz. per 100 gal</b>            Soak in prepared hole using Superthrive mixture until air bubbles cease.</p> <p><b>Transplanting Hint:</b>            Place root ball in hole filled with Superthrive mixture. When bubbles cease, add soil &amp; water with remaining Superthrive mixture.</p>	 <p>Quart - Gallon</p>
<p><b>Bonsai</b></p>	<p><b>Routine Maintenance:</b>  <b>One -Two drops per gallon</b></p> <p><b>Repotting &amp; Root Pruning</b>  <b>¼ tsp. per gallon</b></p> <p>Soak in Superthrive mixture for 15 minutes to reduce transplant shock.</p>	 <p>2 OZ.</p>
<p><b>Christmas Trees</b></p>	<p><b>Cut Trees</b>  <b>¼ tsp. per gallon in tree stand</b></p> <p><b>Live Trees</b>  <b>¼ tsp. per gallon in soil every 3-4 days</b></p> <p>When you are ready, refer to our instructions above for transplanting trees.</p>	 <p>4 OZ.</p>
<p><b>Cut Flowers</b></p>	<p><b>One Drop in Vase</b></p>	 <p>2 OZ.</p>
<p><b>Edibles</b></p>	<p><b>¼ tsp. per gallon -or- 3 oz. per 100 gallons</b></p>	 <p>Pint</p>

	APPLICATION INSTRUCTIONS	RECOMMENDED SIZE
<p><b>Flowers</b></p>	<p>¼ tsp. per gallon -or- 3 oz. per 100 gallons</p>	 <p><b>Pint</b></p>
<p><b>Greenhouses</b></p>	<p>Plants, Vegetables, and Flowers</p> <p><b>Daily Irrigation</b> 1 oz. per 100 gallons</p> <p><b>Weekly / Monthly</b> ¼ tsp. per gallon -or- 3 oz. per 100 gallons</p>	 <p><b>Gallon</b></p> <hr/>  <p><b>2.5 &amp; 5 Gallon</b></p>
<p><b>Houseplants</b></p>	<p>Drop-a-Cup (4 oz. cup) -or- ¼ tsp. per gallon</p>	 <p><b>4 OZ.</b></p>
<p><b>Hydroponics</b></p>	<p>¼ tsp. per gallon (1ml to 4L) 3 oz. per 100 gallons</p> <p>When changing or adding water.</p>	 <p><b>2.5 Gallon</b></p>

APPLICATION INSTRUCTIONS

RECOMMENDED SIZE

Hydroseeding  
Erosion Control  
-or-  
Large Scale Planting

½ oz. per 100 gallons



2.5 & 5 Gallon

Orchards:  
Fruits, Nuts & Vineyards  
*(see Trees for more info)*

**Weekly / Monthly**

1 tsp. per gallon under the tree canopy

**Foliar Spray**

3 oz. per 100 gallons

(refer to instructions on your sprayer to achieve the ratio)

Wait 24 hours before watering again.






Gallon



15 Gallon Drum



2.5 & 5 Gallon

	APPLICATION INSTRUCTIONS	RECOMMENDED SIZE
<p><b>Orchids</b></p>	<p><b>Maintenance</b> Just a few drops per gallon whenever watering occurs.</p> <p><b>Bare Roots or Weak Plants</b> 10 drops per gallon Soak for 15 minutes</p> <p>Use fresh solution for each plant to avoid transferring disease.</p> <p><b>Repotting</b> Just a few drops per gallon added to the potting medium, just enough to moisten.</p>	 <p><b>2 OZ.</b></p>
<p><b>Outdoor Plants</b> <i>(Landscaping)</i> <i>(Home Gardens)</i> <i>(Trees &amp; Shrubs)</i></p>	<p><math>\frac{1}{4}</math> tsp. per gallon -or- 3 oz. per 100 gallon</p>	<p><b>Home Use –</b></p>  <p><b>Pint / Quart</b> <i>depending on the size of your yard</i></p> <hr/> <p><b>Professionals</b></p>  <p><b>Gallon</b></p>
<p><b>Roses</b></p>	<p><b>Maintenance</b> <math>\frac{1}{4}</math> tsp. per gallon</p> <p><b>Bare Root Planting</b> <math>\frac{1}{4}</math> tsp. per gallon</p> <p>Soak for 15 to 30 minutes.</p>	 <p><b>Pint</b></p>

	APPLICATION INSTRUCTIONS	RECOMMENDED SIZE
Seedlings	<p><b>Drop-a-Cup -or- ¼ tsp. per gallon</b></p> <p>Keep soil moist. May use weekly or alternate weeks.</p>	<p><b>Home Use –</b></p>  <p><b>Pint / Quart</b> <i>depending on the size of your yard</i></p> <hr/> <p><b>Professionals</b></p>  <p><b>Gallon</b></p>
Seeds & Bulbs	<p><b>¼ tsp. per gallon</b></p> <p>Soak 15 minutes or longer depending on size.</p>	 <p><b>Pint</b></p>
Sports Turf & Lawns	<p><b>3 oz. per 100 gallons</b></p> <p>Apply the day after heavy use. Covers 150 sq. ft. with 1" of mixture.</p>	<p><b>Home Use –</b></p>  <p><b>Pint / Quart</b> <i>depending on the size of your yard</i></p> <hr/> <p><b>Professionals</b></p>  <p><b>Gallon</b></p>
Succulents and Cactuses	<p><b>¼ tsp. per gallon -or- 3 oz. per 100 gallon</b></p>	 <p><b>4 OZ.</b></p>