

This information is for promotional purposes only. Space considerations may require information to be omitted. Always refer to the actual package for complete label verbiage. This product may not yet be available or approved for sale or use in your area.

TEBUCONAZOLE 3.6 SELECT™

FUNGICIDE

FOR CONTROL OF SPECIFIED DISEASES ON GOLF COURSE TURF, FIELD, NURSERY AND CONTAINER ORNAMENTALS AND COMMERCIAL AND RESIDENTIAL LANDSCAPES.

ACTIVE INGREDIENT:	% BY WT.
Tebuconazole, alpha-[2-(4-chlorophenyl)ethyl]- alpha-(1,1-dimethylethyl)-1H-1,2,4-triazole-1-ethanol	38.70%
INERT INGREDIENTS:	61.30%
Total	100.00%

Contains 3.6 pounds tebuconazole per gallon.

STOP - Read the label before use

**KEEP OUT OF REACH OF CHILDREN
CAUTION**


Si usted no entiende la etiqueta, busque a alguien para que se la explique a usted en detalle.
(If you do not understand the label, find someone to explain it to you in detail.)

See inside label booklet for additional Precautionary Statements and Directions for Use.

01/2015



This product is manufactured by:
Prime Source, LLC
4609 E. Boonville-New Harmony Road
Evansville, IN 47725



This information is for promotional purposes only. Space considerations may require information to be omitted. Always refer to the actual package for complete label verbiage. This product may not yet be available or approved for sale or use in your area.


TEBUCONAZOLE 3.6 SELECT™

FUNGICIDE

FIRST AID	
IF SWALLOWED:	<ul style="list-style-type: none">• Call a poison control center or doctor immediately for treatment advice.• Have person sip a glass of water if able to swallow.• Do not induce vomiting unless told to do so by a poison control center or doctor.• Do not give anything by mouth to an unconscious person.
IF ON SKIN OR CLOTHING:	<ul style="list-style-type: none">• Take off contaminated clothing.• Rinse skin immediately with plenty of water for 15-20 minutes.• Call a poison control center or doctor for treatment advice.
IF IN EYES:	<ul style="list-style-type: none">• Hold eye open and rinse slowly and gently with water for 15-20 minutes.• Remove contact lenses, if present, after the first 5 minutes, then continue rinsing eye.• Call a poison control center or doctor for treatment advice.
IF INHALED:	<ul style="list-style-type: none">• Move person to fresh air.• If person is not breathing call 911 or an ambulance, then give artificial respiration, preferably by mouth-to-mouth, if possible.• Call a poison control center or doctor for treatment advice.
HOT LINE NUMBER	
Have the product container or label with you when calling a poison control center or doctor, or going for treatment. For 24-hour medical emergency assistance (human or animal) call 1-800-222-1222.	
NOTE TO PHYSICIAN: No specific antidote. Treat symptomatically. The compound does not cause any definite symptoms that would be diagnostic. Contact with the eyes may cause irritation.	



PRIME SOURCE



This information is for promotional purposes only. Space considerations may require information to be omitted. Always refer to the actual package for complete label verbiage. This product may not yet be available or approved for sale or use in your area.

TEBUCONAZOLE 3.6 SELECT™

FUNGICIDE

**PRECAUTIONARY STATEMENTS
HAZARDS TO HUMANS AND DOMESTIC ANIMALS
CAUTION**

Harmful if swallowed, inhaled or absorbed through skin. Avoid contact with skin, eyes or clothing. Avoid breathing vapor or spray mist.

PERSONAL PROTECTIVE EQUIPMENT (PPE)

Some materials that are chemical-resistant to this product are listed below. If you want more options, follow the instructions for category C on an EPA chemical-resistance category selection chart.

Applicators and other handlers must wear:

- Long-sleeved shirt and long pants
- Chemical-resistant gloves, such as barrier laminate, or butyl rubber or nitrile rubber or neoprene rubber or polyvinyl chloride or viton
- Shoes plus socks

Follow manufacturer's instructions for cleaning/maintaining PPE. If no such instructions for washables exist, use detergent and hot water. Keep and wash PPE separately from other laundry.

ENGINEERING CONTROLS STATEMENTS

When handlers use closed systems, enclosed cabs, or aircraft in a manner that meets the requirements listed in the Worker Protection Standard (WPS) for agricultural pesticides [40 CFR 170.240(d)(4-6)], the handler PPE requirements may be reduced or modified as specified in the WPS.

USER SAFETY RECOMMENDATIONS

Users should:

- Wash hands before eating, drinking, chewing gum, using tobacco or using the toilet.
- Remove clothing immediately if pesticide gets inside. Then wash thoroughly and put on clean clothing.
- Remove PPE immediately after handling this product. Wash the outside of gloves before removing. As soon as possible, wash thoroughly and change into clean clothing.

ENVIRONMENTAL HAZARDS

This pesticide is toxic to mammals, fish and aquatic invertebrates. Do not apply directly to water, or to areas where surface water is present or to intertidal areas below the mean high water mark. Runoff may be hazardous to aquatic organisms in neighboring areas. Do not contaminate water when disposing of equipment washwater or rinsate.


Ground Water Advisory: Tebuconazole is known to leach through soil into ground under certain conditions as a result of label use. Use of this chemical in areas where soils are permeable, particularly where the water table is shallow, may result in groundwater contamination.

Surface Water Advisory: Tebuconazole 3.6 Select may contaminate water through drift of spray in wind. Tebuconazole 3.6 Select has a high potential for runoff for several months or more after application. Poorly draining soils and soils with shallow water tables are more prone to runoff that contains this product. A level, well maintained vegetative buffer strip between areas to which this product is applied and surface water features such as ponds, streams, and springs will reduce the potential for contamination of water from rainfall-runoff. Runoff of Tebuconazole 3.6 Select will be reduced by avoiding applications when rainfall is forecasted within 48 hours.

DIRECTIONS FOR USE

It is a violation of Federal law to use this product in a manner inconsistent with its labeling.

Do not apply this product in a way that will contact workers or other persons, either directly or through drift. Only protected handlers may be in the area during application. For any requirements specific to your State or Tribe, consult the agency responsible for pesticide regulation.



This information is for promotional purposes only. Space considerations may require information to be omitted.
Always refer to the actual package for complete label verbiage. This product may not yet be available or approved for sale or use in your area.

TEBUCONAZOLE 3.6 SELECT™

FUNGICIDE

AGRICULTURAL USE REQUIREMENTS

Use this product in accordance with its labeling and with the Worker Protection Standard, 40 CFR part 170. This Standard contains requirements for the protection of agricultural workers on farms, forests, nurseries, and greenhouses, and handlers of agricultural pesticides. It contains requirements for training, decontamination, notification, and emergency assistance. It also contains specific instructions and exceptions pertaining to the statements on this label about personal protective equipment (PPE), and restricted-entry interval. The requirements in this box only apply to uses of this product that are covered by the Worker Protection Standard.

Do not enter or allow worker entry into treated areas during the restricted entry interval (REI). The REI for each crop is listed in the application directions associated with each crop.

PPE required for early entry to treated areas that is permitted under the Worker Protection Standard and that involves contact with anything that has been treated, such as plants, soil, or water, is:

- Coveralls
- Chemical-resistant gloves, such as barrier laminate or butyl rubber or nitrile rubber or neoprene rubber or polyvinyl chloride or viton
- Shoes plus socks

NON-AGRICULTURAL USE REQUIREMENTS

The requirements in this box only apply to uses of this product that are NOT within the scope of the Worker Protection Standard for agricultural pesticides (40 CFR part 170). The WPS applies when this product is used to produce agricultural plants on farms, forests, nurseries, or greenhouses.

Golf Course Turf and Landscape Uses: Keep children and pets out of treated areas until sprays have dried.

PRODUCT INFORMATION


Read the entire Directions for Use and Conditions of Sale before using this product.

[Aerial application is prohibited in New York State.]

Spray Volume: Tebuconazole 3.6 Select may be applied in a minimum of 10 gallons of spray solution per acre by ground sprayer or in a minimum of 5 gallons of spray solution per acre by aircraft spray equipment. Check equipment calibration frequently. Complete coverage and uniform application are essential for the most effective results, especially when lower spray volumes are applied. If necessary, increase the spray volume per acre for complete crop coverage.

Chemigation: Apply Tebuconazole 3.6 Select through irrigation equipment only to crops and diseases for which the chemigation use is specified. Apply Tebuconazole 3.6 Select only through center pivot, lateral move, end tow, side (wheel) roll, traveler, big gun, solid set, or hand move; or drip (trickle) irrigation systems. Do not apply Tebuconazole 3.6 Select through any other type of irrigation system. Crop injury, lack of effectiveness, or illegal pesticide residues in the crop can result from non-uniform distribution of treated water. If you have questions about calibration, you should contact State Extension Service specialists, equipment manufacturers or other experts. Do not connect an irrigation system (including greenhouse systems) used for pesticide application to a public water system unless the pesticide label-prescribed safety devices for public water systems are in place. A person knowledgeable of the chemigation system and responsible for its operation or under the supervision of the responsible person, shall shut the system down and make necessary adjustments should the need arise. The system must contain a functional check valve, vacuum relief valve, and low pressure drain appropriately located on the irrigation pipeline to prevent water source contamination from back flow. The pesticide injection pipeline must contain a functional, automatic, quick-closing check valve to prevent the flow of fluid back toward the injection pump. The pesticide injection pipeline must also contain a functional, normally closed, solenoid-operated valve located on the intake side of the injection pump and connected to the system interlock to prevent fluid from being withdrawn from the supply tank when the irrigation system is either automatically or manually shut down.

The system must contain functional interlocking controls to automatically shut off the pesticide injection pump when the water pump motor stops. The irrigation line or water pump must include a functional pressure switch which will stop the water pump motor when the water pressure decreases to the point where pesticide distribution is adversely affected. Systems must use a metering pump, such as a positive displacement injection pump (e.g., diaphragm pump) effectively designed and constructed of materials that are compatible with pesticides



This information is for promotional purposes only. Space considerations may require information to be omitted. Always refer to the actual package for complete label verbiage. This product may not yet be available or approved for sale or use in your area.

TEBUCONAZOLE 3.6 SELECT™

FUNGICIDE

and capable of being fitted with a system interlock. Do not apply when wind speed favors drift beyond the area intended for treatment.

Maintain continuous agitation in mix tank during mixing and application to assure a uniform suspension. Allow sufficient time for pesticide to be flushed through all lines and all nozzles before turning off irrigation water. Pesticide may be applied continuously for the duration of the water application.

Mixing: Add labeled amount of **Tebuconazole 3.6 Select** into the spray tank while filling with water to the desired level. Operate the agitator while mixing. If other materials are added to the spray tank, the **Tebuconazole 3.6 Select** should be thoroughly dispersed prior to the addition of other materials. Do not tank mix with products containing a prohibition against tank mixing. Follow the most restrictive labeling requirements of any tank mix product.


Compatibility: To determine the compatibility of **Tebuconazole 3.6 Select** with other products, the following procedure should be followed: Pour the recommended proportions of the products into a suitable container of water, mix thoroughly and allow to stand at least five (5) minutes. If the combination remains mixed or can be re-mixed readily, the mixture is considered physically compatible. For further information, contact your local Prime Source, LLC representative.

Resistance Management Statement

Tebuconazole 3.6 Select is a Group 3 fungicide which exhibits no known cross-resistance to other fungicide groups. However, fungal pathogens are known to develop resistance to products with the same mode of action when used repeatedly. Any fungal population may contain or develop individuals that are resistant to **Tebuconazole 3.6 Select** and other Group 3 fungicides. If Group 3 fungicides are used repeatedly in the same field or in successive years as the primary method of control for targeted diseases, the resistant isolates may eventually dominate the fungal population. Because resistance development cannot be predicted, the use of **Tebuconazole 3.6 Select** should conform to resistance management strategies established for the crop and use area. Such strategies may include rotation and/or tank mixing with products having different modes of action or limiting the total number of applications per season. Contact your local extension specialist, certified crop advisor, and/or manufacturer for fungicide resistance management and/or integrated disease management recommendations for specific crops and resistant disease populations. Prime Source, LLC encourages responsible resistance management to ensure effective long-term control of the fungal diseases on this label.

DISEASE CONTROL IN CROPS

APPLICATION DIRECTIONS		
CROP	DISEASE	RATE OF TEBUCONAZOLE 3.6 SELECT
Asparagus	Rust (<i>Puccinia spp.</i>)	4 to 6 fl. oz. per acre
<p>Restrictions:</p> <ul style="list-style-type: none"> Do not apply to harvestable spears. Do not apply within 100 days of harvest in California and 180 days in all other states. Do not make more than three foliar applications per season (18 fl. oz./acre or 0.51 lb. AI/acre). <p>Application Directions: Apply TEBUCONAZOLE 3.6 SELECT as a foliar spray to the developing ferns after harvest of spears is completed. Apply at the earliest sign of rust pustules or when weather conditions are conducive for rust development. Apply 4 to 6 fl. oz. of TEBUCONAZOLE 3.6 SELECT per acre (0.11 lb. AI – 0.17 lb. AI per acre) in alternation with another effective fungicide. Under conditions of severe rust pressure, use the higher listed rate. Repeat applications on a 14-day interval as necessary to maintain control of rust. Applications may be made using ground or aerial application equipment. A 50-foot spray drift buffer zone is required for all aerial applications. For optimum disease control, the lowest labeled rate of a spray surfactant should be tank mixed with TEBUCONAZOLE 3.6 SELECT.</p> <p>Resistance Management: TEBUCONAZOLE 3.6 SELECT is a sterol demethylation inhibitor (DMI) fungicide (Group 3). Alternating TEBUCONAZOLE 3.6 SELECT with other DMI fungicides may lead to resistance.</p> <p>Restricted-entry interval (REI) = 12 hours.</p>		




This information is for promotional purposes only. Space considerations may require information to be omitted. Always refer to the actual package for complete label verbiage. This product may not yet be available or approved for sale or use in your area.

TEBUCONAZOLE 3.6 SELECT™

FUNGICIDE

APPLICATION DIRECTIONS		
CROP	DISEASE	RATE OF TEBUCONAZOLE 3.6 SELECT
Barley	Rust (<i>Puccinia spp.</i>) Head blight (<i>Fusarium spp.</i>) – Suppression	4 to 6 fl. oz. per acre
<p>Restrictions:</p> <ul style="list-style-type: none"> Do not apply within 30 days of harvest. A maximum of 4 fl. oz. of TEBUCONAZOLE 3.6 SELECT may be applied per acre per crop season. Grazing livestock or feeding of green forage is permitted 6 or more days after the last application of TEBUCONAZOLE 3.6 SELECT. Straw cut after harvest may be fed or used for bedding. <p>Application Directions: Apply TEBUCONAZOLE 3.6 SELECT in a minimum of 10 gallons of spray solution per acre by ground or in a minimum of 5 gallons of spray solution per acre by air. Barley fields should be observed closely for early disease symptoms, particularly when susceptible varieties are planted and/or under prolonged conditions favorable for disease development.</p> <p>Note: For optimum disease control, the lowest specified rate of a spray surfactant should be tank mixed with TEBUCONAZOLE 3.6 SELECT. TEBUCONAZOLE 3.6 SELECT must have two to four hours of drying time on plant foliage for the active ingredient to move systemically into plant tissue before rain or irrigation occurs. After this period of time, TEBUCONAZOLE 3.6 SELECT will be resistant to weathering.</p> <p>Application timing directions: Rusts: Apply TEBUCONAZOLE 3.6 SELECT at the earliest sign of rust pustules on foliage. Fusarium head blight: Optimal timing of TEBUCONAZOLE 3.6 SELECT for Fusarium head blight suppression is when main stem heads have fully emerged (Feekes 10.5) on 50% of the plants.</p> <p>Resistance Management: TEBUCONAZOLE 3.6 SELECT is a demethylation inhibitor (DMI) fungicide (Group 3).</p> <p>Restricted-entry interval (REI) = 12 hours.</p>		

APPLICATION DIRECTIONS		
CROP	DISEASE	RATE OF TEBUCONAZOLE 3.6 SELECT
Beans (fresh & dry except succulent shelled)	Rust (<i>Uromyces appendiculatus</i>)	4 to 6 fl. oz. per acre
<p>Restrictions:</p> <ul style="list-style-type: none"> Beans, fresh: <ul style="list-style-type: none"> Do not apply more than 24 fl. oz. of TEBUCONAZOLE 3.6 SELECT per acre per crop season. TEBUCONAZOLE 3.6 SELECT may be applied up to 7 days before harvest. Beans, dry: <ul style="list-style-type: none"> Do not apply more than 12 fl. oz. of TEBUCONAZOLE 3.6 SELECT per acre per crop season. TEBUCONAZOLE 3.6 SELECT may be applied up to 14 days before harvest. <p>Application Directions: Apply TEBUCONAZOLE 3.6 SELECT in a protective spray schedule or when weather conditions are favorable for rust development. Repeat applications at 14-day intervals, or as necessary to maintain control. For optimum disease control, the lowest labeled rate of a spray surfactant should be tank mixed with TEBUCONAZOLE 3.6 SELECT. TEBUCONAZOLE 3.6 SELECT must have two to four hours of drying time on bean foliage for the active ingredient to move systemically into plant tissue before rain or irrigation occurs. After this period of time, TEBUCONAZOLE 3.6 SELECT will be resistant to weathering.</p> <p>Resistance Management: TEBUCONAZOLE 3.6 SELECT is a demethylation inhibitor (DMI) fungicide (Group 3).</p> <p>Restricted-entry interval (REI) = 12 hours.</p>		




This information is for promotional purposes only. Space considerations may require information to be omitted. Always refer to the actual package for complete label verbiage. This product may not yet be available or approved for sale or use in your area.

TEBUCONAZOLE 3.6 SELECT™

FUNGICIDE

APPLICATION DIRECTIONS		
CROP	DISEASE	RATE OF TEBUCONAZOLE 3.6 SELECT
Corn (sweet corn, field corn, field corn grown for seed, and popcorn)	Rust (<i>Puccinia spp.</i>) Northern leaf blight (<i>Helminthosporium turcicum</i>) Southern leaf blight (<i>Helminthosporium maydis</i>) Northern leaf spot (<i>Helminthosporium carbonum</i>) Gray leaf spot (<i>Cercospora zeae-maydis</i>)	4 to 6 fl. oz. per acre
<p>Restrictions:</p> <ul style="list-style-type: none"> A maximum of 24 fl. oz. (1.5 pints) of TEBUCONAZOLE 3.6 SELECT may be applied per acre per crop season. Sweet corn: TEBUCONAZOLE 3.6 SELECT may be applied up to 7 days before the harvest of ears or forage, and 49 days before the harvest of fodder. Field, seed or popcorn: TEBUCONAZOLE 3.6 SELECT may be applied up to 21 days before the harvest of forage, and 36 days before the harvest of grain or fodder. <p>Application Directions: Apply TEBUCONAZOLE 3.6 SELECT in a protective spray schedule or when weather conditions are favorable for disease development. Repeat applications at 7- to 14-day intervals, or as necessary to maintain control. Note: For optimum disease control, the lowest labeled rate of a spray surfactant should be tank mixed with TEBUCONAZOLE 3.6 SELECT. TEBUCONAZOLE 3.6 SELECT must have two to four hours of drying time on corn foliage for the active ingredient to move systemically into plant tissue before rain or irrigation occurs. After this period of time, TEBUCONAZOLE 3.6 SELECT will be resistant to weathering.</p> <p>Resistance Management: TEBUCONAZOLE 3.6 SELECT is a demethylation inhibitor (DMI) fungicide (Group 3).</p> <p>Restricted-entry interval (REI) for sweet corn = 19 days. Restricted-entry interval (REI) for all corn except sweet corn = 12 hours.</p>		

APPLICATION DIRECTIONS		
CROP	DISEASE	RATE OF TEBUCONAZOLE 3.6 SELECT
Cotton	Southwestern cotton rust (<i>Puccinia cacabata</i>)	6 to 8 fl. oz. per acre
<p>Restrictions:</p> <ul style="list-style-type: none"> Do not apply more than 24 fl. oz. of TEBUCONAZOLE 3.6 SELECT per acre per crop season. TEBUCONAZOLE 3.6 SELECT may be applied up to 30 days before harvest. <p>Application Directions: Apply TEBUCONAZOLE 3.6 SELECT in a protective spray schedule or when weather conditions are favorable for rust development. Repeat applications at 7- to 14-day intervals, or as necessary to maintain control. Note: For optimum disease control, the lowest labeled rate of a spray surfactant should be tank-mixed with TEBUCONAZOLE 3.6 SELECT. TEBUCONAZOLE 3.6 SELECT must have two to four hours of drying time on cotton foliage for the active ingredient to move systemically into plant tissue before rain or irrigation occurs. After this period of time, TEBUCONAZOLE 3.6 SELECT will be resistant to weathering.</p> <p>Resistance Management: TEBUCONAZOLE 3.6 SELECT is a demethylation inhibitor (DMI) fungicide (Group 3).</p> <p>Restricted-entry interval (REI) = 12 hours.</p>		




This information is for promotional purposes only. Space considerations may require information to be omitted. Always refer to the actual package for complete label verbiage. This product may not yet be available or approved for sale or use in your area.

TEBUCONAZOLE 3.6 SELECT™

FUNGICIDE

APPLICATION DIRECTIONS		
CROP	DISEASE	RATE OF TEBUCONAZOLE 3.6 SELECT
Cucurbit Vegetables Group Chayote Chinese waxgourd Citron melon Cucumber Gherkin Edible gourd (includes hyotan, cucuzza, hechima and Chinese okra) <i>Momordica spp.</i> (includes balsam apple, balsam pear, bitter melon and Chinese cucumber) Muskmelon (includes cantaloupe, casaba, crenshaw melon, golden pershaw melon, honeydew melon, honey balls, mango melon, Persian melon, pineapple melon, Santa Claus melon and snake melon) Pumpkin Summer squash (includes crookneck squash, scallop squash, straightneck squash, vegetable marrow and zucchini) Winter squash (includes butternut squash, calabaza, hubbard squash, acorn squash and spaghetti squash) Watermelon	Powdery mildew (<i>Sphaerotheca fuliginea</i> / <i>Podosphaera xanthii</i>) <i>(Erysiphe cichoracearum)</i>	4 to 6 fl. oz. per acre
	Gummy stem blight –suppression <i>(Didymella bryonae)</i> (watermelon, squash, pumpkin, and melons only)	8 fl. oz. per acre
Restrictions: <ul style="list-style-type: none"> Do not apply more than 24 fl. oz. of TEBUCONAZOLE 3.6 SELECT per acre per crop season. TEBUCONAZOLE 3.6 SELECT may be applied up to 7 days before harvest. <p>Application Directions: Apply the specified dosage in a protective spray schedule to foliage and fruit. Repeat applications at 10- to 14-day intervals. Note: For optimum disease control, the lowest labeled rate of a spray surfactant should be tank-mixed with TEBUCONAZOLE 3.6 SELECT. TEBUCONAZOLE 3.6 SELECT must have two to four hours of drying time for the active ingredient to move systemically into plant tissue before rain or irrigation occurs. After this period of time, TEBUCONAZOLE 3.6 SELECT will be resistant to weathering.</p> <p>Resistance Management: TEBUCONAZOLE 3.6 SELECT is a demethylation inhibitor (DMI) fungicide (Group 3).</p> <p>Restricted-entry interval (REI) = 12 hours.</p>		




This information is for promotional purposes only. Space considerations may require information to be omitted. Always refer to the actual package for complete label verbiage. This product may not yet be available or approved for sale or use in your area.

TEBUCONAZOLE 3.6 SELECT™

FUNGICIDE

APPLICATION DIRECTIONS		
CROP	DISEASE	RATE OF TEBUCONAZOLE 3.6 SELECT
Dry bulb onion Garlic Great-headed (elephant) garlic Shallot	White rot (<i>Sclerotium cepivorum</i>)	20.5 fl. oz. per acre applied in a 4- to 6-inch band over/into each furrow. May be applied by chemigation to control white rot.
	Rust (<i>Puccinia allii</i> , <i>Puccinia porri</i>) Purple blotch (<i>Alternaria porri</i>)	4 to 6 fl. oz. per acre
<p>Restrictions:</p> <ul style="list-style-type: none"> Do not apply more than 32.5 fl. oz. TEBUCONAZOLE 3.6 SELECT per acre per season if an in-furrow treatment is made. If TEBUCONAZOLE 3.6 SELECT is not applied as an in-furrow treatment then do not apply more than 12 fl. oz. TEBUCONAZOLE 3.6 SELECT per acre per season as a foliar spray. Do not apply within 7 days of harvest (PHI = 7 days) <p>Application Directions:</p> <p>White rot: For the control of white rot, make one application in the furrow at the time of planting. The in-furrow application should be made at the rate of 20.5 fl. oz. TEBUCONAZOLE 3.6 SELECT per acre. Apply the entire per acre rate in a 4- to 6-inch band over/into each furrow. Additional control may be obtained by including two foliar applications at 4 to 6 fl. oz./acre.</p> <p>Rust: For the control of rust make foliar applications at the rate of 4 to 6 fl. oz. TEBUCONAZOLE 3.6 SELECT per acre per application. Repeat at an interval of 10 to 14 days. Apply TEBUCONAZOLE 3.6 SELECT in a protective spray schedule or when weather conditions are favorable for rust development.</p> <p>Note: For optimum results use as a preventative treatment. Begin applications as soon as crop and/or environmental conditions become favorable for disease development. The lowest recommended rate of a spray surfactant may be tank-mixed with TEBUCONAZOLE 3.6 SELECT. TEBUCONAZOLE 3.6 SELECT must have two to four hours of drying time on foliage for the active ingredient to move systemically into plant tissue before rain or irrigation occurs. After this period of time, TEBUCONAZOLE 3.6 SELECT will be resistant to weathering.</p> <p>Resistance Management: TEBUCONAZOLE 3.6 SELECT is a demethylation inhibitor (DMI) fungicide (Group 3).</p> <p>Restricted-entry interval (REI) = 12 hours.</p>		






This information is for promotional purposes only. Space considerations may require information to be omitted. Always refer to the actual package for complete label verbiage. This product may not yet be available or approved for sale or use in your area.

TEBUCONAZOLE 3.6 SELECT™

FUNGICIDE

APPLICATION DIRECTIONS		
CROP	DISEASE	RATE OF TEBUCONAZOLE 3.6 SELECT
Fruiting Vegetables Group* Eggplant Groundcherry Pepino Pepper Tomatillo Tomato *Not registered for this use in California.	Early blight (<i>Alternaria solani</i>)	8 fl. oz. per acre
Restrictions: <ul style="list-style-type: none"> Do not apply more than 48 fl. oz. of TEBUCONAZOLE 3.6 SELECT per acre per season. Do not apply within 7 days of harvest (PHI = 7 days). Application Directions: Apply TEBUCONAZOLE 3.6 SELECT as a foliar spray using an interval of 7 days. For optimum results, use as a preventative treatment. Begin applications as soon as crop and/or environmental conditions become favorable for disease development. The lowest recommended rate of a spray surfactant may be tank mixed with TEBUCONAZOLE 3.6 SELECT . TEBUCONAZOLE 3.6 SELECT must have two to four hours of drying time on foliage for the active ingredient to move systemically into plant tissue before rain or irrigation occurs. After this period of time, TEBUCONAZOLE 3.6 SELECT will be resistant to weathering. Resistance Management: TEBUCONAZOLE 3.6 SELECT is a demethylation inhibitor (DMI) fungicide (Group 3). Restricted-entry interval (REI) = 12 hours.		

APPLICATION DIRECTIONS		
CROP	DISEASE	RATE OF TEBUCONAZOLE 3.6 SELECT
Grasses Grown For Seed	Rust (<i>Puccinia spp.</i>)	4 to 8 fl. oz. per acre
	Apply the specified rate of TEBUCONAZOLE 3.6 SELECT as soon as weather conditions are favorable for rust development or when first rust pustules are present. Repeat applications at 14- to 16-day intervals. Under heavy disease pressure, use 6 to 8 fl. oz./acre and shorter spray intervals	
	Powdery mildew	4 to 8 fl. oz. per acre
Apply specified rate of TEBUCONAZOLE 3.6 SELECT when powdery mildew first appears on the leaves. Repeat applications at 14- to 16-day intervals. Under heavy disease pressure, use 6 to 8 fl. oz./acre and shorter spray intervals.		
Restrictions: <ul style="list-style-type: none"> A maximum of 16 fluid ounces (1 pint) may be applied per acre per crop season. TEBUCONAZOLE 3.6 SELECT may be applied up to 4 days before harvest. Chaff, screenings and straw from treated areas may be used for feed purposes; however, do not forage, cut green crop, or use seed for feed purposes. Regrowth may be grazed starting 17 days after last application. Application Directions: Apply the specified rate in a minimum of 20 gallons of water per acre with ground sprayers or in a minimum of 10 gallons of water per acre with aircraft. Thorough coverage is important for optimum disease control. For optimum benefit, the lowest specified rate of a spray surfactant should be tank mixed with TEBUCONAZOLE 3.6 SELECT . Restricted-entry interval (REI) = 12 hours.		




This information is for promotional purposes only. Space considerations may require information to be omitted. Always refer to the actual package for complete label verbiage. This product may not yet be available or approved for sale or use in your area.

TEBUCONAZOLE 3.6 SELECT™

FUNGICIDE

APPLICATION DIRECTIONS		
CROP	DISEASE	RATE OF TEBUCONAZOLE 3.6 SELECT
Green onion Leek Spring onion Scallion Welsh Onion Japanese bunching onion Green shallots Green eschalots	White rot (<i>Sclerotium cepivorum</i>) – suppression only Rust (<i>Puccinia allii</i> , <i>Puccinia porri</i>) Purple blotch (<i>Alternaria porri</i>)	4 to 6 fl. oz. per acre
<p>Restrictions:</p> <ul style="list-style-type: none"> Do not apply more than 24 fl. oz. TEBUCONAZOLE 3.6 SELECT per acre per season. Do not apply within 7 days of harvest (PHI = 7 days). <p>Application Directions: For the control of diseases, make foliar applications using an interval of 10 to 14 days. Apply TEBUCONAZOLE 3.6 SELECT in a protective spray schedule or when weather conditions are favorable for rust development. Note: For optimum results use as a preventative treatment. Begin applications as soon as crop and/or environmental conditions become favorable for disease development. The lowest recommended rate of a spray surfactant may be tank mixed with TEBUCONAZOLE 3.6 SELECT. TEBUCONAZOLE 3.6 SELECT must have two to four hours of drying time on foliage for the active ingredient to move systemically into plant tissue before rain or irrigation occurs. After this period of time, TEBUCONAZOLE 3.6 SELECT will be resistant to weathering.</p> <p>Resistance Management: TEBUCONAZOLE 3.6 SELECT is a demethylation inhibitor (DMI) fungicide (Group 3).</p> <p>Restricted-entry interval (REI) = 12 hours.</p>		

APPLICATION DIRECTIONS		
CROP	DISEASE	RATE OF TEBUCONAZOLE 3.6 SELECT
Hops	Powdery mildew (<i>Sphaerotheca humulii</i> / <i>Sphaerotheca macularis</i>)	4 to 8 fl. oz. per acre
<p>Restrictions:</p> <ul style="list-style-type: none"> Do not apply more than 32 fl. oz. of TEBUCONAZOLE 3.6 SELECT per acre per crop season. <p>Application Directions: Apply the specified dosage in a protective spray schedule to foliage. Repeat applications at 10- to 14-day intervals. TEBUCONAZOLE 3.6 SELECT may be applied up to 14 days before harvest. Increase the spray volume and the application rate as vine growth increases during the season.</p> <p>Note: For optimum disease control, the lowest labeled rate of a spray surfactant should be tank mixed with TEBUCONAZOLE 3.6 SELECT. TEBUCONAZOLE 3.6 SELECT must have two to four hours of drying time on plant foliage for the active ingredient to move systemically into plant tissue before rain or irrigation occurs. After this period of time, TEBUCONAZOLE 3.6 SELECT will be resistant to weathering.</p> <p>Resistance Management: TEBUCONAZOLE 3.6 SELECT is a demethylation inhibitor (DMI) fungicide (Group 3).</p> <p>Restricted-entry interval (REI) = 12 hours.</p>		




This information is for promotional purposes only. Space considerations may require information to be omitted. Always refer to the actual package for complete label verbiage. This product may not yet be available or approved for sale or use in your area.

TEBUCONAZOLE 3.6 SELECT™

FUNGICIDE

APPLICATION DIRECTIONS		
CROP	DISEASE	RATE OF TEBUCONAZOLE 3.6 SELECT
Leafy Brassica Greens Broccoli raab Chinese cabbage (bok choy) Collards Kale Mizuna Mustard greens Mustard spinach Rape greens Turnip greens*	Cercospora leaf spot (<i>Cercospora brassicicola</i>) Powdery mildew (<i>Erysiphe cruciferarum</i>) Alternaria leaf spot (<i>Alternaria brassicicola</i>)	3 to 4 fl. oz. per acre
<p>Restrictions:</p> <ul style="list-style-type: none"> Do not apply more than 16 fl. oz. TEBUCONAZOLE 3.6 SELECT per acre per season. Do not apply within 7 days of harvest (PHI = 7 days). Do not apply more often than once every 10 days. <p>*Application to turnip greens is limited to East of the Rockies.</p> <p>Application Directions: For optimum results use as a preventative treatment. Begin applications as soon as crop and/or environmental conditions become favorable for disease development. The lowest recommended rate of a spray surfactant may be tank-mixed with TEBUCONAZOLE 3.6 SELECT. TEBUCONAZOLE 3.6 SELECT must have two to four hours of drying time on foliage for the active ingredient to move systemically into plant tissue before rain or irrigation occurs. After this period of time, TEBUCONAZOLE 3.6 SELECT will be resistant to weathering.</p> <p>Resistance Management: TEBUCONAZOLE 3.6 SELECT is a demethylation inhibitor (DMI) fungicide (Group 3).</p> <p>Restricted-entry interval (REI) = 12 hours.</p>		

APPLICATION DIRECTIONS		
CROP	DISEASE	RATE OF TEBUCONAZOLE 3.6 SELECT
Garden beet roots and tops (leaves)	Cercospora leaf spot (<i>Cercospora beticola</i>)	3 to 7.2 fl. oz. per acre
<p>Restrictions:</p> <ul style="list-style-type: none"> Do not apply more than 28.8 fl. oz. TEBUCONAZOLE 3.6 SELECT per acre per season. Do not apply within 7 days of harvest (PHI = 7 days). <p>Application Directions: Make applications on a 14-day interval. Note: For optimum results use as a preventative treatment. Begin applications as soon as crop and/or environmental conditions become favorable for disease development. The lowest recommended rate of a spray surfactant may be tank mixed with TEBUCONAZOLE 3.6 SELECT. TEBUCONAZOLE 3.6 SELECT must have two to four hours of drying time on foliage for the active ingredient to move systemically into plant tissue before rain or irrigation occurs. After this period of time, TEBUCONAZOLE 3.6 SELECT will be resistant to weathering.</p> <p>Resistance Management: TEBUCONAZOLE 3.6 SELECT is a demethylation inhibitor (DMI) fungicide (Group 3).</p> <p>Restricted-entry interval (REI) = 12 hours.</p>		




This information is for promotional purposes only. Space considerations may require information to be omitted. Always refer to the actual package for complete label verbiage. This product may not yet be available or approved for sale or use in your area.

TEBUCONAZOLE 3.6 SELECT™

FUNGICIDE

APPLICATION DIRECTIONS		
CROP	DISEASE	RATE OF TEBUCONAZOLE 3.6 SELECT
Lychee	Anthracnose (<i>Colletotrichum gloeosporioides</i>)	4 to 6 fl. oz. per acre
Restrictions: <ul style="list-style-type: none">Do not apply more than 48 fl. oz. of TEBUCONAZOLE 3.6 SELECT per acre per season. Application Directions: Begin first application of TEBUCONAZOLE 3.6 SELECT as panicle emerges. Spray up to 6 fl. oz. per acre every 10 days thereafter for a total of 8 sprays. Apply specified dosage in a minimum of 50 gallons of spray solution per acre by ground only. TEBUCONAZOLE 3.6 SELECT can be applied up to and including the day of harvest (PHI = 0 days). Note: For optimum disease control, the lowest labeled rate of a non-ionic spray surfactant should be tank-mixed with TEBUCONAZOLE 3.6 SELECT . TEBUCONAZOLE 3.6 SELECT must have two to four hours of drying time on plant foliage for the active ingredient to move systemically into plant tissue before rain or irrigation occurs. After this period of time, TEBUCONAZOLE 3.6 SELECT will be resistant to weathering. Resistance Management: TEBUCONAZOLE 3.6 SELECT is a demethylation inhibitor (DMI) fungicide (Group 3). Restricted-entry interval (REI) = 2 days.		

APPLICATION DIRECTIONS		
CROP	DISEASE	RATE OF TEBUCONAZOLE 3.6 SELECT
Okra	<i>Cercospora</i> leaf spot (<i>Cercospora spp.</i>)	4 to 6 fl. oz. per acre
Restrictions: <ul style="list-style-type: none">Applications may be made no closer than 3 days before harvest.Do not apply more than 24 fl. oz. of TEBUCONAZOLE 3.6 SELECT per acre per season. Application Directions: Apply specific dosage of TEBUCONAZOLE 3.6 SELECT in a preventative spray program. Use the highest listed rate when disease conditions are favorable and in areas where high disease pressure is expected. Applications may be repeated at 14-day intervals in order to maintain control of the disease. Apply specified dosage as a foliar spray in a minimum of 20 gallons of spray solution per acre by ground or a minimum of 5 gallons of spray solution by air. Note: For optimum disease control, the lowest labeled rate of a spray surfactant should be tank-mixed with TEBUCONAZOLE 3.6 SELECT . TEBUCONAZOLE 3.6 SELECT must have two to four hours of drying time on plant foliage for the active ingredient to move systemically into plant tissue before rain or irrigation occurs. After this period of time, TEBUCONAZOLE 3.6 SELECT will be resistant to weathering. Resistance Management: TEBUCONAZOLE 3.6 SELECT is a demethylation inhibitor (DMI) fungicide (Group 3). Restricted-entry interval (REI) = 12 hours.		




This information is for promotional purposes only. Space considerations may require information to be omitted. Always refer to the actual package for complete label verbiage. This product may not yet be available or approved for sale or use in your area.

TEBUCONAZOLE 3.6 SELECT™

FUNGICIDE

APPLICATION DIRECTIONS		
CROP	DISEASE	RATE OF TEBUCONAZOLE 3.6 SELECT
Peanut	Soilborne: Sclerotium stem and pod rot (white mold, southern blight, southern stem rot) Rhizoctonia limb rot Rhizoctonia pod rot (Virginia and North Carolina only) Foliar: Early leaf spot Late Leaf spot Leaf rust Web blotch (<i>Phoma</i>) Pepper spot (<i>Leptoshaerulina</i>)	7.2 fl. oz. per acre
<p>Restrictions:</p> <ul style="list-style-type: none"> • A maximum of 28.8 fluid ounces of TEBUCONAZOLE 3.6 SELECT may be applied per crop season. • Do not feed hay or threshings or allow livestock to graze in treated areas. <p>FOUR-APPLICATION SPRAY PROGRAM: Apply the specified rate in a preventive spray schedule. See table below for proper timing of applications. Applications of chlorothalonil should be made prior to and following applications of TEBUCONAZOLE 3.6 SELECT to discourage development of resistant strains of fungi. For optimum control of foliar diseases such as leaf rust, web blotch, and pepper spot, the lowest label specified rate of a spray surfactant should be tank-mixed with TEBUCONAZOLE 3.6 SELECT.</p> <p>LEAF SPOT ADVISORY SCHEDULE: For control of soilborne diseases in an advisory schedule, apply TEBUCONAZOLE 3.6 SELECT in the first advisory spray in July and continue TEBUCONAZOLE 3.6 SELECT applications at 14-day intervals. Applications after August 15th should be tank mixed with chlorothalonil for resistance management purposes.</p> <p>Application Directions: For optimum control of the specified soilborne diseases, four consecutive applications of TEBUCONAZOLE 3.6 SELECT must be made at 14-day intervals. TEBUCONAZOLE 3.6 SELECT may be applied up to 14 days before harvest.</p> <p>TEBUCONAZOLE 3.6 SELECT is a sterol demethylation inhibitor (DMI) fungicide. Chlorothalonil may be tank mixed at the rate of 12 ounces of active ingredient with TEBUCONAZOLE 3.6 SELECT as a leaf spot resistance management strategy. A spray surfactant is not necessary when TEBUCONAZOLE 3.6 SELECT is tank mixed with chlorothalonil. Mixing or alternating TEBUCONAZOLE 3.6 SELECT with other DMI fungicides may lead to resistance.</p> <p>TEBUCONAZOLE 3.6 SELECT must be carried by rainfall or irrigation into the root and pod zone for control of root and pod rots caused by <i>Sclerotium rolfsii</i> and <i>Rhizoctonia solani</i>. Drought conditions will decrease the effectiveness of TEBUCONAZOLE 3.6 SELECT against the root and pod rots.</p> <p>Use TEBUCONAZOLE 3.6 SELECT in conjunction with cultural practices that are known to reduce the severity of soilborne diseases, such as proper crop rotation practices.</p> <p>Restricted-entry interval (REI) = 12 hours.</p>		
Timing of TEBUCONAZOLE 3.6 SELECT Application for Optimum Control of White Mold and Rhizoctonia Limb and Pod Rot		
Spray Program	TEBUCONAZOLE 3.6 SELECT Application No.	Chlorothalonil Application No.
7 Applications	3, 4, 5 and 6	1, 2 and 7




This information is for promotional purposes only. Space considerations may require information to be omitted. Always refer to the actual package for complete label verbiage. This product may not yet be available or approved for sale or use in your area.

TEBUCONAZOLE 3.6 SELECT™

FUNGICIDE

APPLICATION DIRECTIONS		
CROP	DISEASE	RATE OF TEBUCONAZOLE 3.6 SELECT
Pecan	Brown leaf spot (<i>Sirosporium diffusium</i>) Downy spot (<i>Mycosphaerella caryigena</i>) Liver spot (<i>Gnomonia caryae</i>) Scab (<i>Cladosporium caryigenum</i>) Vein spot (<i>Gnomonia nerviseda</i>) Zonate leaf spot (<i>Grovesinia pyramidalis</i>)	4 to 8 fl. oz. per acre
<p>Restrictions:</p> <ul style="list-style-type: none"> Do not apply after shucks begin to split. A maximum of 32 fl. oz. of TEBUCONAZOLE 3.6 SELECT may be applied per acre per crop season. Do not cut cover crops in treated areas for feed or allow livestock to graze treated areas. <p>Application Directions: Apply TEBUCONAZOLE 3.6 SELECT in a preventive spray schedule beginning at early bud break (young leaves unfolding), and continue applications at 10- to 14-day intervals through the pollination period. TEBUCONAZOLE 3.6 SELECT should be applied at 4 fl. oz. per acre in a tank mix with the specified rate of Super-Tin® in cover sprays. Follow label directions for the use of SuperTin. Do not add a surfactant to the spray solution when tank-mixing TEBUCONAZOLE 3.6 SELECT with SuperTin. Apply TEBUCONAZOLE 3.6 SELECT in a spray volume of 15 or more gallons per acre by air or 50 or more gallons per acre by ground. Apply 7 to 8 fl. oz. per acre of TEBUCONAZOLE 3.6 SELECT to full-size mature trees, and 4 to 6 fl. oz. per acre of TEBUCONAZOLE 3.6 SELECT to smaller trees. Apply the higher listed rate to varieties that are highly susceptible to the indicated diseases, or when severe disease conditions exist. The lowest labeled rate of a surfactant may be added to the spray solution for optimum control of the indicated diseases.</p> <p>Note: For optimum disease control, the lowest labeled rate of a spray surfactant should be tank-mixed with TEBUCONAZOLE 3.6 SELECT. TEBUCONAZOLE 3.6 SELECT must have two to four hours of drying time on plant foliage for the active ingredient to move systemically into plant tissue before rain or irrigation occurs. After this period of time, TEBUCONAZOLE 3.6 SELECT will be resistant to weathering.</p> <p>Resistance Management: TEBUCONAZOLE 3.6 SELECT is a demethylation inhibitor (DMI) fungicide (Group 3). It may be applied in a tank mix or alternated (every other spray application) with a non-DMI fungicide as a resistance management strategy.</p> <p>Restricted-entry interval (REI) = 12 hours.</p>		




This information is for promotional purposes only. Space considerations may require information to be omitted. Always refer to the actual package for complete label verbiage. This product may not yet be available or approved for sale or use in your area.

TEBUCONAZOLE 3.6 SELECT™

FUNGICIDE

APPLICATION DIRECTIONS		
CROP	DISEASE	RATE OF TEBUCONAZOLE 3.6 SELECT
Soybean	Rust (<i>Phakopsora pachyrhizi</i>) Powdery Mildew (<i>Microsphaera diffusa</i>)	3 to 4 fl. oz. per acre
<p>Restrictions:</p> <ul style="list-style-type: none"> • Applications may not be made within 21 days of harvest. • Do not apply more than 3 applications per season. • Do not apply more than 12 fl. oz./Acre per use season. <p>Application Directions: Apply TEBUCONAZOLE 3.6 SELECT as a broadcast foliar spray as a preventative spray or at first visible symptoms of disease. Repeat applications on a 10- to 14-day spray interval if environmental conditions are favorable for continued disease development. Use the higher listed rates and shorter spray intervals when disease pressure is severe. The lowest labeled rate of spray surfactant must be tank-mixed with TEBUCONAZOLE 3.6 SELECT. Apply TEBUCONAZOLE 3.6 SELECT in a minimum of 10 gallons of spray solution per acre by ground sprayer or in a minimum of 5 gallons per acre by aircraft spray equipment.</p> <p>Restricted-entry interval (REI) = 12 hours.</p>		

APPLICATION DIRECTIONS		
CROP	DISEASE	RATE OF TEBUCONAZOLE 3.6 SELECT
Sunflower	Rust (<i>Puccinia helianthi</i>)	4 to 6 fl. oz. per acre
<p>Restrictions:</p> <ul style="list-style-type: none"> • Do not apply more than 16 fl. oz. of TEBUCONAZOLE 3.6 SELECT per acre per season or within 50 days of harvest. <p>Application Directions: Apply specific dosage of TEBUCONAZOLE 3.6 SELECT at the earliest sign of infection (rust pustules developing) or when weather conditions are favorable for rust development. Apply higher listed rate to highly susceptible varieties and/or under severe disease conditions. Application may be repeated at 14 days if necessary to maintain control of the disease. Apply specified dosage in a minimum of 20 gallons of spray solution per acre by ground or a minimum of 5 gallons of spray solution by air.</p> <p>Note: For optimum disease control, the lowest labeled rate of a spray surfactant should be tank-mixed with TEBUCONAZOLE 3.6 SELECT. Contact your state Extension Service or Prime Source, LLC representative for a list of approved surfactants. TEBUCONAZOLE 3.6 SELECT must have two to four hours of drying time on plant foliage for the active ingredient to move systemically into plant tissue before rain or irrigation occurs. After this period of time, TEBUCONAZOLE 3.6 SELECT will be resistant to weathering.</p> <p>Resistance Management: TEBUCONAZOLE 3.6 SELECT is a demethylation inhibitor (DMI) fungicide (Group 3).</p> <p>Restricted-entry interval (REI) = 12 hours.</p>		




This information is for promotional purposes only. Space considerations may require information to be omitted. Always refer to the actual package for complete label verbiage. This product may not yet be available or approved for sale or use in your area.

TEBUCONAZOLE 3.6 SELECT™

FUNGICIDE

APPLICATION DIRECTIONS		
CROP	DISEASE	RATE OF TEBUCONAZOLE 3.6 SELECT
Turnip (Application is limited to East of the Rockies)	<i>Cercospora leaf spot (Cercospora brassicicola)</i>	4 to 7.2 fl. oz. per acre
<p>Restriction:</p> <ul style="list-style-type: none"> Do not apply more than 28.8 fl. oz. of TEBUCONAZOLE 3.6 SELECT per acre per crop season. <p>Application Directions: Apply the specified dosage in a protective spray schedule to foliage. Repeat applications at 12- to 14-day intervals. TEBUCONAZOLE 3.6 SELECT may be applied up to 7 days before harvest.</p> <p>Note: For optimum disease control, the lowest labeled rate of a spray surfactant should be tank mixed with TEBUCONAZOLE 3.6 SELECT. TEBUCONAZOLE 3.6 SELECT must have two to four hours of drying time on plant foliage for the active ingredient to move systemically into plant tissue before rain or irrigation occurs. After this period of time, TEBUCONAZOLE 3.6 SELECT will be resistant to weathering.</p> <p>Resistance Management: TEBUCONAZOLE 3.6 SELECT is a demethylation inhibitor (DMI) fungicide (Group 3).</p> <p>Restricted-entry interval (REI) = 12 hours.</p>		






This information is for promotional purposes only. Space considerations may require information to be omitted. Always refer to the actual package for complete label verbiage. This product may not yet be available or approved for sale or use in your area.

TEBUCONAZOLE 3.6 SELECT™

FUNGICIDE

APPLICATION DIRECTIONS		
CROP	DISEASE	RATE OF TEBUCONAZOLE 3.6 SELECT
Wheat	Rusts leaf, stem, and stripe (<i>Puccinia spp.</i>) Head blight or scab (<i>Fusarium spp.</i>) – Suppression	4 fl. oz. per acre
<p>Restrictions:</p> <ul style="list-style-type: none"> Do not allow livestock to graze or feed green forage to livestock prior to 6 days after treatment with TEBUCONAZOLE 3.6 SELECT. A maximum of 4 fl. oz. of TEBUCONAZOLE 3.6 SELECT may be applied per acre per crop season. Do not apply within 30 days of harvest. <p>Application Directions: Wheat fields should be observed closely for early disease symptoms, particularly when susceptible varieties are planted and/or under prolonged conditions favorable for disease development. Straw may be fed or used for bedding. Apply TEBUCONAZOLE 3.6 SELECT in a minimum of 10 gallons of spray solution per acre by ground, or in a minimum of 5 gallons of spray solution per acre by air.</p> <p>Application timing directions: Rusts: Apply TEBUCONAZOLE 3.6 SELECT at the earliest sign of rust pustules on foliage. Fusarium head blight: Optimal timing of TEBUCONAZOLE 3.6 SELECT for Fusarium head blight suppression is the beginning of flowering on main stem heads (Feekes 10.51).</p> <p>Note: For optimum disease control, the lowest specified rate of a spray surfactant should be tank-mixed with TEBUCONAZOLE 3.6 SELECT. TEBUCONAZOLE 3.6 SELECT must have two to four hours of drying time on plant foliage for the active ingredient to move systemically into plant tissue before rain or irrigation occurs. After this period of time, TEBUCONAZOLE 3.6 SELECT will be resistant to weathering.</p> <p>Resistance Management: TEBUCONAZOLE 3.6 SELECT is a demethylation inhibitor (DMI) fungicide (Group 3).</p> <p>Restricted-entry interval (REI) = 12 hours.</p>		
<p>SEED TREATMENT – Corn (Sweet Corn, Field Corn, Field Corn Grown For Seed, and Popcorn) For control of soilborne and seedborne Fusarium and soilborne and seedborne head smut.</p>		
<p>SEED LABELING: To meet U.S. Federal Seed Act requirements, all seed treated with TEBUCONAZOLE 3.6 SELECT must be labeled: “TREATED SEED. DO NOT USE FOR FOOD, FEED OR OIL PURPOSES. Treated with Tebuconazole. Excess treated seed may be used for ethanol production only if (1) by-products are not used for livestock feed and (2) no measurable residues of pesticide remain in ethanol by-products that are used in agronomic practice.”</p> <p>USE PRECAUTION: When using formulations that do not contain dye, to comply with 40 CFR 153.155, all seed treated with an economic poison must be colored to distinguish and prevent subsequent inadvertent use as a food for man or feed for animals.</p>		
DISEASE	RATE FL. OZ./CWT.	DIRECTIONS FOR USE
Soilborne and Seedborne Fusarium	0.071	Apply as a seed treatment using standard slurry or mist-type seed treatment equipment. Uniform application of seed is necessary to ensure seed safety and best disease protection. Seed should be sound and well cured prior to treatment. Product should be diluted with sufficient water to ensure complete seed coverage. Consult a seed treatment specialist regarding slurry rates recommended for the crop to be treated with TEBUCONAZOLE 3.6 SELECT . The length of control will vary depending on the rate used.
Soilborne and Seedborne Head smut (<i>Sphacelotheca reilana</i>)	0.27 – 0.54	



This information is for promotional purposes only. Space considerations may require information to be omitted. Always refer to the actual package for complete label verbiage. This product may not yet be available or approved for sale or use in your area.

TEBUCONAZOLE 3.6 SELECT™

FUNGICIDE

OBSERVE THE FOLLOWING RESTRICTIONS WHEN SPRAYING IN THE VICINITY OF AQUATIC AREAS SUCH AS LAKES, RESERVOIRS, RIVERS, PERMANENT STREAMS, MARSHES OR NATURAL PONDS, AND ESTUARIES.

- Apply only during alternate years in fields adjacent to aquatic areas listed above.
- Do not apply by ground or air within 100 feet of aquatic areas listed above.
- Do not cultivate within 10 feet of an aquatic area to allow growth of a vegetative filter strip.

Spray Drift Management: For aerial applications, the spray boom should be mounted on the aircraft so as to minimize drift caused by wing tip vortices. The minimum practical boom length should be used, and must not exceed 75% of the wing span or rotor diameter.

Use the largest droplet size consistent with pest control. Formation of very small droplets may be minimized by appropriate nozzle selection, by orienting nozzles away from the air stream as much as possible and by avoiding excessive spray boom pressure. Apply in a minimum of 5 gallons of spray solution per acre by aircraft spray equipment.

Spray should be released at the lowest possible height consistent with good pest control and flight safety. Applications more than 10 feet above the crop canopy should be avoided.

Make aerial or ground applications when wind velocity favors on-target product deposition (approximately 3 to 10 mph). Do not apply when wind velocity exceeds 15 mph. Avoid applications when wind gusts approach 15 mph.

Risk of exposure to sensitive aquatic areas can be reduced by avoiding applications when wind direction is toward the aquatic area.

Low humidity and high temperatures increase the evaporation rate of spray droplets and therefore the likelihood of spray drift to aquatic areas. Avoid spraying during conditions of low humidity and/or high temperature.

Do not make aerial or ground applications during temperature inversions. Inversions are characterized by stable air and increasing temperatures with height above the ground. Mist or fog may indicate the presence of an inversion in humid areas. The applicator may detect the presence of an inversion by producing smoke and observing a smoke layer near the ground surface.

ROTATIONAL CROPS

Treated areas may be replanted with any crop specified on this label as soon as practical after last application. Any crop not specified on this label may be planted into treated areas 120 days after last application.

DISEASE CONTROL IN GOLF COURSE TURF, FIELD, NURSERY AND CONTAINER ORNAMENTALS AND COMMERCIAL AND RESIDENTIAL LANDSCAPES

Chemigation: Do not apply this product through any type of irrigation system.

OBSERVE THE FOLLOWING PRECAUTIONS WHEN SPRAYING IN THE VICINITY OF AQUATIC AREAS SUCH AS LAKES, RESERVOIRS, RIVERS, PERMANENT STREAMS, MARSHES OR NATURAL PONDS, AND ESTUARIES

- Do not apply within 100 feet of the aquatic areas listed above.
- Do not cultivate within 10 feet of an aquatic area to allow growth of a vegetation filter strip.
- See Spray Drift Management section for further information.

Spray Drift Management

Make ground application when wind velocity favors on-target product deposition (approximately 3 to 10 mph). Do not apply when wind velocity exceeds 15 mph. Avoid applications when wind gusts approach 15 mph.


Risk of exposure to sensitive aquatic areas can be reduced by avoiding applications when wind direction is toward the aquatic area.

Low humidity and high temperatures increase the evaporation rate of spray droplets and therefore the likelihood of spray drift to aquatic areas. Avoid spraying during conditions of low humidity and/or high temperatures.

Do not make ground applications during temperature inversions. Inversions are characterized by stable air and increasing temperatures with height above the ground. Mist or fog may indicate the presence of an inversion in humid areas. The applicator may detect the presence of an inversion by producing smoke and observing a smoke layer near the ground surface.

Spray Volume: For best results, Tebuconazole 3.6 Select may be applied in 66-132 gallons of water per acre for turf using ground based equipment. For ornamentals, 50-300 gallons of finished spray per acre are recommended depending upon the equipment, plant species and plant growth stage at time of application. For the most effective results, equipment calibration should be checked regularly. When





This information is for promotional purposes only. Space considerations may require information to be omitted.
Always refer to the actual package for complete label verbiage. This product may not yet be available or approved for sale or use in your area.

TEBUCONAZOLE 3.6 SELECT™

FUNGICIDE

using lower spray volumes, be sure to maintain uniform application and full crop coverage so as to ensure effective control. Increase spray volume to ensure proper application, if required.

Compatibility Test for Mix Components:

Before mixing components, always perform a compatibility jar test. For 66 gallons per acre spray volume, use 5 cups of water in a clear, clean mixing jar. For other spray volumes adjust accordingly. Only use water from the intended source at the source temperature. Add components in the sequence indicated below in Mixing Order using 3 teaspoons for each pound of dry product or 1 ½ teaspoon for each pint of liquid product of recommended label rate per acre. Always cap the jar and invert 10 cycles between component additions. When the components have all been added to the jar and fully mixed, let the solution stand for 15 minutes. Evaluate the solution for uniformity and stability. The spray solution should not have free oil on the surface, nor fine particles that precipitate to the bottom, nor thick (clabbered) texture. If the spray solution is not compatible, repeat the compatibility test with the addition of a suitable compatibility agent and use the compatibility agent as directed on its label.

Mixing: Continuous agitation is required during mixing. When mixing this product and water, use the specified application rates as listed for each crop on this label. Before combining any other substances with the mixture, ensure that **Tebuconazole 3.6 Select** is completely dispersed in the mixture.

Mixing Procedure:

1. Water. Add three-quarters of the required volume to a thoroughly clean sprayer tank.
2. Agitation. Start agitation and maintain constant agitation throughout mixing and application.
3. Inductor. If an inductor is used, rinse it thoroughly after each component has been added.
4. Products in PVA Bags. Place any product contained in water soluble PVA bags into the mixing tank. Wait until all water soluble PVA bags have fully dissolved and the product is evenly mixed in the spray tank before continuing.
5. Water Dispersible Products. Including dry flowables (DF), wettable powders (WP), suspension concentrates (SC) or suspensions (SE).
6. Water-soluble products.
7. Emulsifiable concentrates (such as oil concentrates when applicable).
8. Water soluble additives (such as AMS or UAN when applicable)
9. Remaining quantity of water.

DISEASE CONTROL IN GOLF COURSE TURF RESTRICTIONS:

- For use on golf course turf only.
- Do not use on home lawns and turf sites associated with apartment buildings, daycare centers, playgrounds, playfields, recreational park athletic fields, athletic fields located on or next to schools (i.e., elementary, middle and high school), campgrounds, churches, and theme parks.
- Not for homeowner use.
- Not for use on turf being grown for sale or commercial use as sod.
- Do not use clippings for animal feed.
- Do not exceed 3.6 fl. oz. of **Tebuconazole 3.6 Select** per 1,000 sq. ft. per year.
- Do not apply more than 6 applications per year except in New York. In New York State, do not apply more than 3 applications per year.

Product Information


For use on all golf turf applications of cool season and warm season grasses (such as Bentgrasses, Bluegrasses, Fescues, Ryegrasses, St. Augustine grasses, and Zoysia) or their mixtures. **Tebuconazole 3.6 Select** is not phytotoxic to any of the above mentioned grasses when used in accordance with the label.

Note: Bermudagrass can be sensitive to **Tebuconazole 3.6 Select** under certain conditions. Do not apply consecutive applications during or just after dormancy break. Avoid applications when temperatures are expected to exceed 85°F.

Tebuconazole 3.6 Select can be used for the prevention and control of the diseases mentioned in the table below. Begin applications when conditions favor disease development and repeat applications as long as these conditions persist. Preventative treatments can be applied using 28 day intervals as indicated. When treating golf greens, always treat aprons and approaches. Spray uniformly over the area to be treated with properly calibrated equipment.



PRIME SOURCE



This information is for promotional purposes only. Space considerations may require information to be omitted. Always refer to the actual package for complete label verbiage. This product may not yet be available or approved for sale or use in your area.

TEBUCONAZOLE 3.6 SELECT™

FUNGICIDE

Apply the specified amount of **Tebuconazole 3.6 Select** in sufficient water for thorough coverage. A volume of 66-132 gallons per acre (1.5-3.0 gallons per 1,000 sq. ft.) is recommended. Apply using properly calibrated low volume, hand held, mechanical or motorized ground broadcast equipment. Application to small areas may be made with low-pressure hand wand or backpack equipment. Maintain constant agitation during application.


Depending on the disease, **Tebuconazole 3.6 Select** should be watered into the crown and active root zone for best results.

Make all applications after mowing and allow foliage to dry thoroughly before irrigation. For best results use spray mixture the same day it is prepared.

Golf Course Turf Disease Control

Disease	Rate of Tebuconazole 3.6 Select (Fl. Oz/1000 Sq. Ft.)	Notes
Dollar Spot (<i>Sclerotinia homoeocarpa</i>) Copper Spot (<i>Gloeocercospora sorghi</i>) Powdery Mildew (<i>Erysiphe graminis</i>) Corticium Red Tread (<i>Laetisaria fuciformis</i>) Rusts (<i>Puccinia spp.</i>)	0.6 - 1.1	For prevention, begin applications when conditions are favorable for disease development. Do not make two consecutive applications of Tebuconazole 3.6 Select . Alternate with another fungicide with a different mode of action. A second application may be made after 28 days.
Brown Patch/Rhizoctonia Blight, Large Patch (<i>Rhizoctonia solani</i>) Brown Ring Patch (<i>R. circinata</i>)	0.6 - 1.1	For prevention, begin applications when conditions are favorable for disease development. Do not make two consecutive applications of Tebuconazole 3.6 Select . Alternate with a different mode of action. A second application may be made after 28 days.
Anthraxnose - Basal and Foliar (<i>Colletotrichum cereal</i>) Red Thread (<i>Laetisaria fuciformis</i>) Pink Patch (<i>Limonomyces rosipellis</i>)	0.6 - 1.1	
Bermuda Grass decline (<i>Gaeumannomyces graminis var. graminis</i>)	0.6 - 1.1	Immediately after fungicide is applied, irrigate the area with sufficient water to move the active ingredient down into the crown and root zone of the turf. The amount of water is dependent on the depth of root zone. For prevention, begin applications two or four weeks prior to the historical appearance of disease symptoms. Initiate cultural control practices at the same time the fungicide is applied. Refer to your local County Extension Service for this information. Apply subsequent application at 28 day intervals.
Take All Patch (<i>Gaeumannomyces graminis</i>)	0.6 - 1.1	For prevention, apply in the fall when soil temperature reaches 55-65° F and again in the spring under similar soil temperature conditions. Applications in both fall and spring may be necessary. Immediately after fungicide is applied, irrigate the area with sufficient water to move the active ingredient down into the crown and active root zone of the turf. The amount of water is dependent on the depth of the root zone.
Gray Leaf Spot (<i>Pyricularia grisea</i>)	0.6 - 1.1	Apply when conditions are favorable for disease development at 28 day intervals.
Stipe Smut (<i>Ustilago striiformis</i>)	0.6 - 1.1	Make a single application to historical disease areas in spring as grass growth begins.

(continued)



This information is for promotional purposes only. Space considerations may require information to be omitted. Always refer to the actual package for complete label verbiage. This product may not yet be available or approved for sale or use in your area.


TEBUCONAZOLE 3.6 SELECT™

FUNGICIDE

Golf Course Turf Disease Control (continued)

Disease	Rate of Tebuconazole 3.6 Select (Fl. Oz/1000 Sq. Ft.)	Notes
Spring Dead Spot (<i>Leptosphaeria korrea</i> , <i>L. narmari</i> , <i>Ophiosphaerella herpotricha</i> , <i>Gaeumannomyces graminis</i>) Necrotic Ring Spot (<i>Leptosphaeria korrea</i>)	0.6 - 1.1	For prevention, apply in fall when soil temperatures reach 65° F and again in spring under similar soil temp conditions or after dormancy break. Immediately after fungicide is applied, irrigate the area with sufficient water to move the active ingredient down into the crown and active root zone of the turf. The amount of water is dependent on the depth of the root zone.
Fusarium Patch (<i>Fusarium roseum</i>)	0.6 - 1.1	Apply first application in mid-June or 28 days prior to time this blight normally becomes evident. Make applications at no less than 28 day intervals.
Summer Patch (<i>Magnaporthe poae</i>)	0.6 - 1.1	Apply beginning in the spring. Do not make two consecutive applications of Tebuconazole 3.6 Select . Alternate with another fungicide with a different mode of action. Second and third applications may be made at 28 day intervals. See local university recommendations for suggested timing. Immediately after fungicide is applied, irrigate the area with sufficient water to move the active ingredient down into the crown and active root zone of the turf. The amount of water is dependent on the depth of the root zone.
Zoysia Patch, Large Patch of zoysia (<i>Rhizoctonia solani</i>)	0.6 - 1.1	Make first application in early fall (mid-September to mid-October) prior to development of disease symptoms. A second application in early spring may be necessary in areas where disease pressure is known to be heavy.
Gray Snow Mold/Typhula Blight (<i>Typhula incarnate</i>) Pink Snow Mold/Microdochium Patch (<i>Microdochium nivalis</i>)	0.6 - 1.1	Apply in the fall, before anticipated turf dormancy and before first snow cover. If turf breaks dormancy during winter months a second application may be made. Do not apply over a snow cover, or when turf is dormant. It is recommended that Tebuconazole 3.6 Select be tankmixed with other registered snow mold products for best season long results.
Fairy Ring (<i>Chlorophyllum Lepiota</i>)	0.6 - 1.1	For prevention in Cool season turf, make two applications at the low-medium rate in the spring when root zone soil temperatures reach 55-60°F. Make a second application using a 21-day interval. Immediately after fungicide is applied, irrigate the area with sufficient water to move the active ingredient down into the crown and active root zone of the turf. The amount of water is dependent on the depth of the root zone. Do not use a wetting agent unless hydrophobic soil conditions exist. For curative treatment, use the medium to high rate. For Warm season turf breaking dormancy, do not make two consecutive applications of Tebuconazole 3.6 Select or other DMI containing fungicides. Alternate with other fungicides with a different mode of action, such as Affirm, Heritage or Prostar. For hydrophobic areas, use an appropriate wetting agent to effectively penetrate the hydrophobic zone commonly created with this disease.





This information is for promotional purposes only. Space considerations may require information to be omitted. Always refer to the actual package for complete label verbiage. This product may not yet be available or approved for sale or use in your area.

TEBUCONAZOLE 3.6 SELECT™

FUNGICIDE

Restrictions:

- Do not use clippings for animal feed.
- Do not exceed 3.6 fl. oz. of **Tebuconazole 3.6 Select** per 1000 sq. ft. per year.
- Do not exceed 6 applications per year except in New York. In New York State, do not apply more than 3 applications per year.

Application Directions: Apply the specified amount of **Tebuconazole 3.6 Select** in 1.5 to 3.0 gallons of water per 1000 sq. ft. Make all applications after mowing and allow foliage to dry thoroughly before irrigation.

DISEASE CONTROL IN FIELD, NURSERY AND CONTAINER ORNAMENTALS AND COMMERCIAL AND RESIDENTIAL LANDSCAPES

Restrictions:

- For use on ornamental plants only; not for use on woodlands or forest management.
- Not for homeowner use.
- Do not apply more than 10 fl. oz. per acre in a single application.
- Do not apply more than 0.31 gallons (40 fl. oz.) of **Tebuconazole 3.6 Select** (equal to 1.13 lbs. of tebuconazole) per acre per year.
- Do not make more than 4 applications per year at highest rate.
- Do not apply to bearing fruit trees or vegetables.


Tebuconazole 3.6 Select can be used in a preventative and curative disease control program for the listed plant types and disease in the table below. Optimum disease management is obtained when **Tebuconazole 3.6 Select** is used in conjunction with sound disease management practices.

Apply material with properly calibrated hand held, mechanical or motorized spray equipment. Begin applications when disease first appears and repeat at 14-21 day intervals during the growing season. Use the shortest interval when conditions are unusually favorable for the development of disease. For hand held, mechanical, or motorized applications, mix as directed below and apply as a full coverage spray to drip for the prevention and control of the diseases listed below. Choose a finished spray volume appropriate for the size of the plants and amount of foliage, which will provide thorough coverage throughout the canopy. Allow sprays to dry before overhead irrigation is applied.

Apply **Tebuconazole 3.6 Select** at rates of 4-10 fl. oz. per acre in 100 gallons of water. Spray volume may range from 50 up to 300 gallons of finished spray per acre depending upon equipment, plant species and plant growth stage at time of application.

Note: The "Directions for Use" of this product reflect the cumulative inputs from both historical field use and product testing programs. However, it is impossible to test this product on all species and cultivars. A preliminary trial is suggested on a small scale before a full treatment is applied to any plant type not shown on this label but found in a similar use site with a listed disease problem. Wait 5-7 days after treatment to evaluate results. This product is not recommended for use on African Violets, Begonias, Boston Fern, and Geraniums.





This information is for promotional purposes only. Space considerations may require information to be omitted. Always refer to the actual package for complete label verbiage. This product may not yet be available or approved for sale or use in your area.

TEBUCONAZOLE 3.6 SELECT™

FUNGICIDE


Ornamentals Disease Control

Plants	Disease	Application	
		To Prevent Diseases	To Treat existing Disease
Roses	Black Spot Powdery Mildew Rust	Apply every 14-21 days during the growing season, starting when leaves first appear.	Apply every 14 days for a total of 3 applications beginning at the first sign of disease.
Flowers	Leaf Spot Powdery Mildew Rust Southern Blight	Apply at least 3 times per year, 14-21 days apart, beginning with Spring bud break. Rotation or Tank mixing with barrier protectant fungicides is recommended for resistance management.	
Crabapples (<i>Ornamental</i>), Dogwoods and Other Landscape (<i>Ornamental</i>) Trees	Anthrachnose Leaf Spot Powdery Mildew Rust Scab		
Azaleas, Camellias, Rhododendrons and Other Landscape (<i>Ornamental</i>) Shrubs	Anthrachnose Black Spot Leaf Spot Petal Blight Powdery Mildew Rust Southern Blight	Petal Blight – Apply 2-3 times per week into the flowers as they open and develop color.	
Ground Covers and Vines			
HOW MUCH TO USE FOR SMALL PLANTINGS: ADD 1 TEASPOON TO 2.5 GALLONS OF WATER. RESTRICTED ENTRY INTERVAL (REI) = 12 HOURS.			

Pump Style Sprayers

1. Add the appropriate amounts of concentrate and water to the sprayer tank.
2. Close the sprayer, shake well and pressurize.
3. Adjust nozzle to a coarse spray pattern and apply.
4. Occasionally re-pressurize the sprayer if needed to maintain a good spray pattern.





This information is for promotional purposes only. Space considerations may require information to be omitted. Always refer to the actual package for complete label verbiage. This product may not yet be available or approved for sale or use in your area.

TEBUCONAZOLE 3.6 SELECT™

FUNGICIDE

STORAGE AND DISPOSAL

Do not contaminate water, food, or feed by storage or disposal.

PESTICIDE STORAGE: Store above 28°F or agitate before use.

PESTICIDE DISPOSAL: Wastes resulting from the use of this product must be disposed of on site or at an approved waste disposal facility.

CONTAINER HANDLING:

NONREFILLABLE CONTAINERS: Nonrefillable container. Do not reuse or refill this container. Triple rinse container (or equivalent) promptly after emptying.

NONREFILLABLE CONTAINER <5 GALLONS: Triple rinse as follows: Empty the remaining contents into application equipment or a mix tank and drain for 10 seconds after the flow begins to drip. Fill the container 1/4 full with water and recap. Shake for 10 seconds. Pour rinsate into application equipment or a mix tank or store rinsate for later use or disposal. Drain for 10 seconds after the flow begins to drip. Repeat this procedure two more times. Then offer for recycling, if available, or puncture and dispose of in a sanitary landfill, or by incineration, or, if allowed by state and local authorities, by burning. If burned, stay out of smoke.

NONREFILLABLE >5 GALLONS: Triple rinse as follows: Empty the remaining contents into application equipment or a mix tank. Fill the container 1/4 full with water. Replace and tighten closures. Tip container on its side and roll it back and forth, ensuring at least one complete revolution, for 30 seconds. Stand the container on its end and tip it back and forth several times. Turn the container over onto its other end and tip it back and forth several times. Empty the rinsate into application equipment or a mix tank or store rinsate for later use or disposal. Repeat this procedure two more times. Then offer for recycling, if available, or puncture and dispose of in a sanitary landfill, or by incineration, or, if allowed by state and local authorities, by burning. If burned, stay out of smoke.

REFILLABLE CONTAINERS: Refillable container. Refill this container with pesticide only. Do not reuse this container for any other purpose. Cleaning the container before final disposal is the responsibility of the person disposing of the container. Cleaning before refilling is the responsibility of the refiller. To clean the container before final disposal, empty the remaining contents from this container into application equipment or a mix tank. Fill the container about 10 percent full with water. Agitate vigorously or recirculate water with the pump for 2 minutes. Pour or pump rinsate into application equipment or rinsate collection system. Repeat this rinsing procedure two more times. Then offer for recycling, if available, or puncture and dispose of in a sanitary landfill, or by incineration, or, if allowed by state and local authorities, by burning. If burned, stay out of smoke.

CONTAINER HANDLING: Nonrefillable container. Do not reuse or refill this container. Triple rinse container (or equivalent) promptly after emptying.

Triple rinse as follows: Empty the remaining contents into application equipment or a mix tank and drain for 10 seconds after the flow begins to drip. Fill the container 1/4 full with water and recap. Shake for 10 seconds. Pour rinsate into application equipment or a mix tank or store rinsate for later use or disposal. Drain for 10 seconds after the flow begins to drip. Repeat this procedure two more times. Then offer for recycling if available or puncture and dispose of in a sanitary landfill, or by incineration, or, if allowed by state and local authorities, by burning. If burned, stay out of smoke.


CONDITION OF SALE AND LIMITATION OF WARRANTY AND LIABILITY

NOTICE: Read the entire Directions for Use and Conditions of Sale and Limitation of Warranty and Liability before buying or using this product. If the terms are not acceptable, return the product at once, unopened, and the purchase price will be refunded.

The Directions for Use of this product must be followed carefully. It is impossible to eliminate all risks inherently associated with the use of this product. Ineffectiveness or other unintended consequences may result because of such factors as manner of use or application, weather, presence of other materials or other influencing factors in the use of the product, which are beyond the control of Prime Source, LLC or Seller. To the extent consistent with applicable law, all such risks shall be assumed by Buyer and User, and Buyer and User agree to hold Prime Source, LLC and Seller harmless for any claims relating to such factors.



PRIME SOURCE



This information is for promotional purposes only. Space considerations may require information to be omitted.
Always refer to the actual package for complete label verbiage. This product may not yet be available or approved for sale or use in your area.

TEBUCONAZOLE 3.6

SELECT™

FUNGICIDE

Prime Source, LLC warrants that this product conforms to the chemical description on the label and is reasonably fit for the purposes stated in the Directions for Use, subject to the inherent risks referred to above, when used in accordance with directions under normal use conditions. This warranty does not extend to the use of this product contrary to label instructions, or under abnormal conditions or under conditions not reasonably foreseeable to or beyond the control of Seller or Prime Source, LLC, and Buyer and User assume the risk of any such use. TO THE EXTENT CONSISTENT WITH APPLICABLE LAW, PRIME SOURCE, LLC MAKES NO WARRANTIES OF MERCHANTABILITY OR OF FITNESS FOR A PARTICULAR PURPOSE NOR ANY OTHER EXPRESS OR IMPLIED WARRANTY EXCEPT AS STATED ABOVE.

To the extent consistent with applicable law, neither Prime Source, LLC nor Seller shall be liable for any incidental, consequential or special damages resulting from the use or handling of this product. TO THE EXTENT CONSISTENT WITH APPLICABLE LAW, THE EXCLUSIVE REMEDY OF THE USER OR BUYER, AND THE EXCLUSIVE LIABILITY OF PRIME SOURCE, LLC AND SELLER FOR ANY AND ALL CLAIMS, LOSSES, INJURIES OR DAMAGES (INCLUDING CLAIMS BASED ON BREACH OF WARRANTY, CONTRACT, NEGLIGENCE, TORT, STRICT LIABILITY OR OTHERWISE) RESULTING FROM THE USE OR HANDLING OF THIS PRODUCT, SHALL BE THE RETURN OF THE PURCHASE PRICE OF THE PRODUCT OR, AT THE ELECTION OF PRIME SOURCE, LLC OR SELLER, THE REPLACEMENT OF THE PRODUCT.

Prime Source, LLC and Seller offer this product, and Buyer and User accept it, subject to the foregoing Conditions of Sale and Limitation of Warranty and Liability, which may not be modified except by written agreement signed by a duly authorized representative of Prime Source, LLC.



PRIME SOURCE