



Anuew™







For Managing Growth, Improving Quality and Appearance of Turfgrass.

Introducing Anuew™, a proprietary tool for cool- and warm-season turf management. Anuew contains prohexadione calcium, a new turf PGR with a novel mode of action that can be applied to all managed turf areas including golf greens, tees, fairways and rough, residential and commercial lawns, sod farms, sport fields and similar areas.

TRUSTED PERFORMANCE

- New management tool for cool- and warm-season turf
- Reduces turf growth and mowing frequency
- Reduces amount of clippings
- Improves turf quality, density and appearance
- Longer plant activity supports consistent growth management
- Does not require iron or masking agents
- Low use rates in convenient packaging
- A Nufarm exclusive for the US turf market
- Labeled for use on all managed turf areas including greens, tees, fairways, rough, residential and sod farms
- Rainfast within 1-4 hours
- First EPA approved label containing application instructions based on Growing Degree Day (GDD) modeling

EPA REG. NO.	1001-91
ACTIVE INGR.	prohexadione calcium (27.5%)
FORMULATION	extruded granule
CHEM. FAMILY	acyclicohexadiones
SIGNAL WORD	caution
RESTRICTED	no
PACKAGE SIZE	4 x 4 x 1.5 lb resealable pouch

-  RESIDENTIAL
-  COMMERCIAL
-  TURF
-  GOLF TURF



Grow a better tomorrow.



KEY USES

Golf course turf
Parks and cemeteries
Residential and commercial lawns
Sod farms
Sports fields

USE SUMMARY

GOLF COURSE APPLICATION RATES (See label for complete application rates)

Re-application of Anuew should be based on a Growing Degree Day (GDD) model using environmental data from the use location. Research has shown that 280-350 GDD should be used for re-application timings for common golf situations to assure even turf regulation and to avoid rebound growth.

SITE	FAIRWAYS AND ROUGHS (280-350 GDD interval)		GREENS AND TEES (280-300 GDD interval)	
	OZ/ACRE	OZ/1000 SQ FT	OZ/ACRE	OZ/1000 SQ FT
WARM-SEASON TURF*				
Hybrid Bermudagrass: 419, Tifway, TifSport, TifEagle, TifGreen, Champion, MiniVerde, Riviera	12 - 24	0.28 - 0.55	8 - 16	0.18 - 0.37
Zoysiagrass: Empire, Zenith, Emerald, El Toro, Meyer	12 - 24	0.28 - 0.55	N/A	N/A
St. Augustine sp. Paspalum sp. Kikuyugrass sp.				
COOL-SEASON TURF				
Bentgrass: L-93, Penn A4, Penn G2, Pennlinks, Penneagle, Southshore, Declaration, Independence, SR Series	6 - 12	0.14 - 0.28	2 - 8	0.05 - 0.18
Annual and Perennial <i>Poa annua</i>	4 - 8	0.09 - 0.18	2 - 8	N/A
Kentucky Bluegrass: Midnight, Odyssey, Merion	8 - 16	0.18 - 0.37	N/A	N/A
Perennial Ryegrass: Manhattan IV	8 - 16	0.18 - 0.37	N/A	N/A
Tall and Fine Fescues				

*For color and quality enhancement, lower rates may apply.

Note: When using shorter application intervals, performance should first be evaluated using the lower directed rates.

CONDITIONS FOR BEST PERFORMANCE

Anuew™ is most effective when used on actively growing, well-maintained turfgrass.

Active through foliar uptake – when applying, it is important to use enough spray volume to thoroughly wet the turfgrass leaves without significant runoff.

Apply Anuew in a sufficient volume of water to provide uniform and complete wetting of the turfgrass foliage. 0.5 to 5 gal of water/1,000 sq ft may be used, however, for best results 1-2 gal of water/1,000 sq ft is recommended.

Use a non-ionic surfactant to help improve leaf coverage and plant uptake of the active ingredient.

Maximize the time the applied spray mixture remains as a moist film on the turfgrass foliage by avoiding treatments during warm, low humidity, and windy conditions. Longer drying times enhance absorption of Anuew.

Delay the application or use a lower rate of Anuew as designated if the turf is entering stressful growing conditions, such as pest pressure, high temperatures, low moisture conditions or certain cultural practices such as, but not limited to, aeration or verticutting.

Calcium or boron-containing products should not be added to the spray mixture. These products will reduce the activity of Anuew.

Wait at least one hour after mowing before applying Anuew.

Wait at least one day after application before resuming mowing and do not irrigate treated area for 4 hours after application.

Turfgrass areas treated with Anuew should continue to be maintained normally using proper irrigation, fertility, and pest control product when necessary.

Precaution is advised when tank mixing with Anuew. The spray mixture should be applied on a small area first as a test before treating larger areas.

See label for complete use directions/application methods and restrictions.



www.nufarm.com/us

For specific application rates, directions, mixing instructions and precautions, read the product label. Please visit www.nufarm.com/us to download a full label.

©2016 Nufarm. Important: Always read and follow label instructions. Anuew™ is a trademark of Nufarm. 15-10-0028-C