



Optimum rates will vary between growers and will depend on the desired final plant height, growing conditions, application techniques, species and cultivar. Growers may find they have to adjust application rates, techniques, timings and treatment periods to achieve their desired effect. Always start with the lowest specified rate and increase rates as required. Do not exceed the maximum labeled rate.

Table 3. Dazide 85 WSG Dilution

Desired concentration of dazide 85 WSG		Weight measure for desired volume of solution <sup>1</sup>	
ppm	%	gm/liter	oz/gallon
1,000	0.100	1.2	0.16
1,250	0.125	1.5	0.20
2,500	0.250	3.0	0.40
3,750	0.375	4.7	0.60
5,000	0.500	5.9	0.80
7,500	0.750	8.8	1.20

It is worth noting that, as well as dose rates, other external factors can affect the response of a plant to **dazide 85 WSG**. Differences in environment, species, cultivars and cultural factors may also cause a variation in the amount of **dazide 85 WSG** required to produce the desired results.

#### Environment

Temperature and light level are important considerations when determining optimum rates of **dazide 85 WSG**. Under high temperatures and/or low light conditions plants tend to stretch more. Hence under these conditions higher application rates may be required than under cooler conditions.

#### Plant cultivars

Different cultivars of the same species may require different rates of **dazide 85 WSG**. Shorter, slower growing cultivars in general require lower rates than taller, faster growing subjects. Information on plant vigor should be sought from plant breeders/seed suppliers prior to use of **dazide 85 WSG** on newly released selections.

#### Cultural factors

Where plants are grown at close spacing, in small pot sizes or where fertilizer and irrigation inputs are high, increased rates of **dazide 85 WSG** may be required.

#### MIXING AND APPLICATION

Ideally use a sprayer which is dedicated to PGR use only. Ensure the spray tank is clean and not contaminated with other material. Fill the spray tank with half the required volume of clean water.

Always wear the proper personal equipment indicated on the product label, measure the required amount of **dazide 85 WSG** and add it to the tank. Fill the spray tank with the remaining amount of water required to achieve the correct concentration. Agitate the mixture thoroughly to ensure uniform distribution of dazide in the spray solution.

- Best results are obtained by completely wetting the target part of the plant with a fine mist to point of run-off. Apply during a cool part of the day to well watered but dry plants and leave for 24 hours before watering the plants again.
- Generally the spray volume for plants in small containers or plug trays which are closely spaced should be 0.5-1.0 quart/100 ft<sup>2</sup> of crop area. For larger plants with a well-developed canopy a spray volume of 2.0-2.5 quarts/100 ft<sup>2</sup> is suggested.
- Sequential applications using 50-100% of the lowest recommended application rate can improve plant uniformity and also prevent overdosing. This is particularly true when cooler temperatures or lower light conditions occur and plants are growing slowly.
- In view of the large number of species, range of cultivars grown and differing crop stages it is recommended to test dazide first on a small number of plants before widespread use.

**Dazide® 85 WSG** contains 85% daminozide  
**Dazide®** is a registered trademark of Fine Holdings, Ltd.  
 B-Nine WSG® is a registered trademark of Crompton Corporation

Material Safety Data Sheet is available from [www.fine-americas.com](http://www.fine-americas.com) or your distributor.

ALWAYS READ AND FOLLOW LABEL DIRECTIONS BEFORE USE.

Distributed by:  
 N.M. Bartlett Inc.  
 4509 Bartlett Road  
 Beamsville  
 Ontario L0R 1B1  
 Tel: 905-563-8261  
 Toll Free: 800-263-1287  
 Fax: 905-563-9544  
 Web: [www.bartlett.ca](http://www.bartlett.ca)

Fine Americas, Inc.  
 1850 Mt. Diablo Blvd., Suite 405  
 Walnut Creek, CA 94596, USA  
 Tel: 925-932-8800  
 Toll Free: 888-474-3463  
 Fax: 925-932-8892  
 E-mail: [info@fine-americas.com](mailto:info@fine-americas.com)  
 Web: [www.fine-americas.com](http://www.fine-americas.com)

 **dazide® 85 WSG**  
 plant growth regulator for ornamentals



# EFFECTIVE ORNAMENTAL PLANT MANAGEMENT



# Introducing dazide<sup>®</sup> 85 WSG

## EFFECTIVE ORNAMENTAL PLANT MANAGEMENT

From **fine**, experts in the daminozide business since 1983

**Dazide 85 WSG** is a new plant growth regulator from Fine Americas, Inc. (Fine), containing 85% daminozide, and formulated in an exceptional, high-quality water soluble granule.

### Dazide 85 WSG

- Provides an easy to use formulation of a highly effective and well established plant growth regulator.
- Offers effective growth control for a wide range of ornamental plants.

### Benefits

**Dazide 85 WSG** helps growers manage plant growth and development to ensure that plants are compact, strong, and better able to cope with transportation or transplanting in order to meet the increasingly stringent needs of their customers.

**Dazide 85 WSG** improves plant quality by:

- Producing a more compact plant.
- Stimulating the plant to produce more flowers.
- Enhancing foliage color.

**Dazide 85 WSG** increases plant durability by:

- Producing thicker, stronger stems.
- Stimulating greater root development (improved nutrient and water uptake, reduced transplant stress).

**Dazide 85 WSG** is:

- An exceptional water soluble granule formulation of daminozide effectively reducing risk of operator and environmental contamination that can be associated with other daminozide powder formulations.
- Easy to dispense and measure.

### Mode of Action

**Dazide 85 WSG** works by reducing internode elongation through inhibition of gibberellin biosynthesis resulting in more compact plants with stronger stems.

**Dazide 85 WSG** also reduces apical dominance encouraging the development of early lateral buds in some species, thereby enhancing flower development.

Treatment with **dazide 85 WSG** also produces plants with darker green foliage and more developed root systems.

### Crops and Uses

**Dazide 85 WSG** can be used on a wide range of ornamental plants. Principal recommendations are established for chrysanthemums, bedding plants, azaleas and hydrangeas (see below).

For plant species not specifically listed on the **dazide 85 WSG** label, growers should determine optimum rates by conducting their own trials using general labeled guidelines. Never exceed the maximum labeled use rates.

Table 1. General recommendations for Dazide 85 WSG

CROP	USE
<b>Pot chrysanthemum</b>	To control plant height, improve uniformity and stability. Reduce 'late stretch'. Additional benefits include enhanced handling and shelf life properties.
<b>Poinsettia</b>	To produce compact, sturdy plants with uniform height. Foliage color may also be enhanced.
<b>Azalea</b>	To control plant height and produce shorter compact plants. Darker foliage, improved bud set may also result.
<b>Hydrangea</b>	To control excessive vegetative growth and improve plant form.
<b>Bedding plants:</b> e.g. ageratum, antirrhinum, aster, campanula, dahlia, gloxinia, lobelia, impatiens, kalanchoe, marigold, nemesia, phlox, petunia, salvia, stock, zinnia	To keep plants compact, improve plant density and uniformity, increase branching. Additional benefits include darker foliage, better root system, improved shelf life and transplant properties, and in some situations, more flowers.

Detailed instructions for use can be found on the **dazide 85 WSG** label or from your local distributor.

### COMPARABLE AND PROVEN EFFICACY

Numerous independent trials have been conducted across a wide range of plant species to compare the relative efficacies of **dazide 85 WSG** to B-Nine WSG<sup>®</sup>. For example:

### Bedding Plants

Several species of bedding plants were treated with either **dazide 85 WSG** or B-Nine WSG. The treatments were applied after transplanting or pinching, at 4-5 cm of new growth. Both formulations were applied at a rate of 6 grams formulated product (5.1 grams active ingredient) per liter of water. The plants were sprayed to drip point. Evaluations commenced at 7 days after treatment (DAT) and continued weekly through 28 DAT.

Each bedding plant species was evaluated and analyzed as an independent experiment. Data were collected from four samples within each replicate for each experimental treatment (5 replicates/ treatment). **Dazide 85 WSG** was demonstrated to be equivalent to B-Nine WSG in regulating growth and crop tolerance responses in greenhouse bedding plants.

Figure 1. Salvia

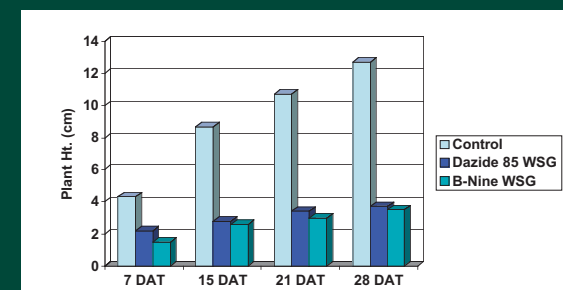
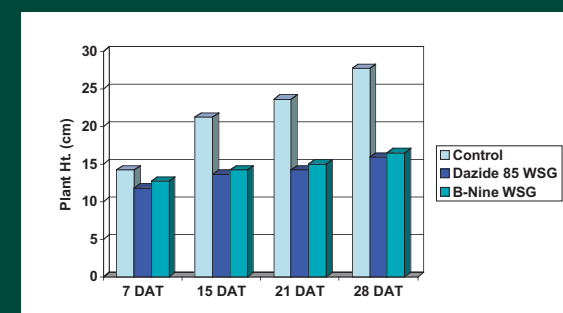


Figure 2. Zinnia



### Dazide Grower Research Trials

Grower research permit trials were conducted under commercial greenhouse conditions across multiple locations. **Dazide 85 WSG** was evaluated and compared to equivalent rates of B-Nine WSG on several ornamental species, including bedding plants, potted chrysanthemums and marigolds.

Each treatment was assessed at a minimum of five random locations per test species at all trial sites. Treatment evaluations, i.e. plant height measurements and visual observations were conducted independently by the grower cooperators.

**Dazide 85 WSG** was demonstrated to be equivalent to B-Nine WSG in both growth measurements and crop tolerance evaluations.

Figure 3. Petunia

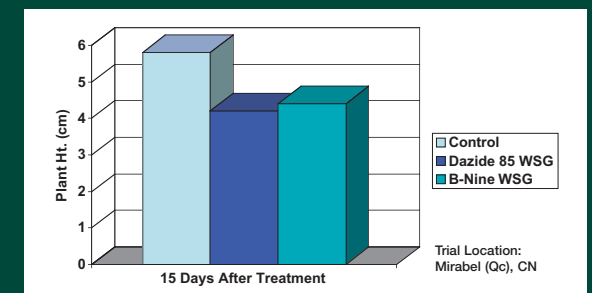


Figure 4. Pot Chrysanthemum

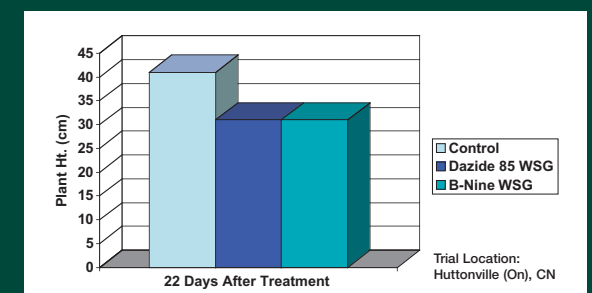
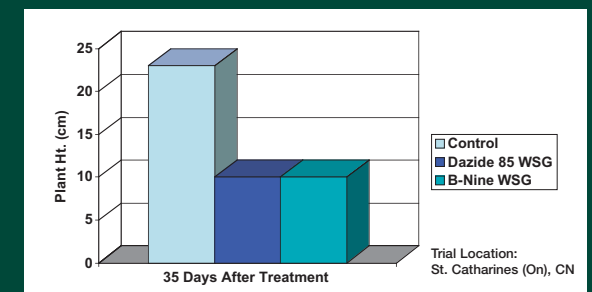


Figure 5. Marigold



### RATES AND TIMING - FACTORS TO CONSIDER

**Dazide 85 WSG's** outstanding water soluble granule formulation ensures easy handling. Always follow label recommendations and procedures when measuring, mixing and applying **dazide 85 WSG**.

Table 2. Dazide 85 WSG Recommended Rates and Timings

Crop	Dazide 85 WSG Rate <sup>1</sup>	Timings <sup>2</sup>
Florist azaleas	2500 ppm	Apply after final shaping when new growth has reached 5-7.5 cm.
Bedding plants	2500-5000 ppm	Apply when new growth has reached 4-5 cm after transplanting.
Pot mums	2500-5000 ppm	Apply when axillary shoots are 2.5-5 cm long.
Gardenias	5000 ppm	Apply when the plants are about 2/3 of final size.
Hydrangeas	5000 ppm	Apply when new growth has started and 4-5 pairs of leaves are visible.
Poinsettias	2000-3000 ppm	Apply when the new growth is 4-5 cm long.

<sup>1</sup>Always read and follow label requirements and recommendations.

<sup>2</sup>Repeat applications at 1-2 week intervals may be needed.